










Gym Power 2012

Men's Artistic Gymnastics

Capital City Gymnastics Club ~ Edmonton ~ 20-22 Jan 2012

Session 7: Level 4, National Youth, Argo

Level 4

ID #	Gymnast's Name	Club	Floor Sol 			Pom. H. Arçons 			Rings Anneaux 			Vault Saut 			Par. Bars Barres p 			Hor. Bar Barre f 			All Around Total 		
			D	Score	Rk	D	Score	Rk	D	Score	Rk	D	Score	Rk	D	Score	Rk	D	Score	Rk	D	Score	Rk
403	Baussman Melvin	CGC	2.6	12.034	1	2.1	11.100	4	2.4	11.230	1-T	3.8	12.734	4	2.3	11.600	3	2.4	10.900	2	15.6	69.598	1
415	Noah Stretch	U of C	2.7	11.634	2	2.9	10.700	6	2.4	10.830	10-T	4.0	13.467	1	2.7	11.250	7	2.4	10.100	7	17.1	67.981	2
417	Mason Smith	U of C	2.7	11.300	7	2.7	9.400	8	2.4	11.230	1-T	4.0	12.000	11	2.5	11.850	2	2.4	11.000	1	16.7	66.780	3
405	Mitchell Kalan	Exelta	2.3	9.700	16	2.8	11.700	1	2.2	11.030	7-T	3.0	12.367	7	2.4	11.900	1	2.2	10.040	8	14.9	66.737	4
414	Lane Messier	U of C	2.5	11.367	5	2.2	10.770	5	2.4	11.170	4	3.8	11.134	16	2.4	11.500	4-T	2.3	10.600	4	15.6	66.541	5
402	Benjamin Resta	CGC	2.4	11.467	4	2.2	11.300	3	2.1	11.070	5-T	3.8	12.067	9-T	2.2	11.300	6	2.2	9.070	13	14.9	66.274	6
412	Duncan MacDonald	U of C	2.6	11.334	6	2.1	9.300	9	2.2	11.030	7-T	3.0	11.934	12-T	2.4	11.050	10	2.2	10.700	3	14.5	65.348	7
406	Jordan Garcia	Gymtastics	2.4	11.067	9-T	2.2	9.530	7	2.2	10.930	9	3.0	11.867	14	2.4	11.200	8-T	2.2	10.470	5-T	14.4	65.064	8
416	Tristan Thomas	U of C	2.6	11.534	3	2.2	9.100	11	2.4	9.370	16	3.0	12.300	8	2.4	11.200	8-T	2.2	10.470	5-T	14.8	63.974	9
409	Jake Hesselink	Queen City Kinsmen	2.5	10.534	14	2.2	9.170	10	2.3	10.830	10-T	3.8	12.500	5	2.3	10.000	12	2.2	9.440	10	15.3	62.474	10
404	Korey Matte	Dynamyx	2.6	11.067	9-T	2.1	5.600	15	2.3	11.070	5-T	3.8	13.234	2	2.3	11.500	4-T	2.2	10.000	9	15.3	62.471	11
401	Adam Idriss	CGC	2.5	10.834	12	2.0	8.870	12	2.1	11.230	1-T	4.0	12.067	9-T	2.4	9.850	13	2.2	9.370	11	15.2	62.221	12
408	Jack Gehring	Queen City Kinsmen	2.4	11.200	8	2.0	6.200	14	2.2	10.700	13	3.0	12.767	3	2.3	10.900	11	2.0	8.600	14	13.9	60.367	13
410	Kieran Akhtar	Taiso	2.5	10.900	11	2.3	11.500	2	2.2	10.770	12	3.0	11.934	12-T	2.3	8.500	14	2.2	6.440	16	14.5	60.044	14
407	Lucas Sylvestre	Queen City Kinsmen	2.3	10.767	13	2.0	6.600	13	2.3	9.770	15	3.0	12.400	6	1.9	6.000	15	2.0	9.340	12	13.5	54.877	15
419	Evan Mantyka	Taiso	2.3	10.467	15	1.3	0.870	16	2.4	10.430	14	3.0	11.500	15	1.7	3.300	16	2.2	6.870	15	12.9	43.437	16