










2010 Canadian Gymnastics Championships

Men's Artistic Gymnastics

Gymnastics BC • Tournament Capital Centre, Kamloops, BC • May 24-30, 2010

These are added to Day 1 Scores to determine awards.

H.P. ARGO MEN Day 2 – Thu. May 27																								
ID #	Gymnast's Name	Prov / Club	YOB	D	Score	Rank	D	Score	Rank	D	Score	Rank	D	Score	Rank	D	Score	Rank	D	Score	Rank	D	Score	Rank
529	Nicolas Garfias	BC - Twisters	1997	5.0	14.900	1	5.0	14.750	2-T	5.0	14.450	1	5.0	13.800	20-T	5.0	14.100	2	5.0	14.600	1-T	30.0	86.600	1
536	Justin Karstadt	ON - Futures	1997	5.0	14.750	2-T	5.0	14.600	6	5.0	14.150	3	5.0	14.450	2	5.0	14.000	3-T	5.0	14.500	4	30.0	86.450	2
544	Casey Rogan	ON - Mississauga	1998	4.5	14.250	9-T	5.0	15.050	1	4.5	13.100	13-T	4.5	14.050	8-T	4.5	13.850	6	4.5	14.300	6	27.5	84.600	3
518	Colin Schuler Ram	BC - Kerrigan	1998	5.0	14.650	4-T	5.0	14.700	4-T	5.0	13.100	13-T	5.0	13.300	40-T	5.0	14.000	3-T	5.0	13.950	14-T	30.0	83.700	4
545	Samuel Zakutney	ON - National Capital	1998	5.0	14.750	2-T	5.0	14.300	7	5.0	14.200	2	5.0	14.500	1	3.2	11.250	41-T	5.0	14.600	1-T	28.2	83.600	5
507	Kieran Fagan	AB - Capital City	1998	3.2	12.650	48	4.5	14.000	8	5.0	13.650	4	5.0	14.200	5	5.0	14.450	1	4.5	14.400	5	27.2	83.350	6
538	Anthony Tawfik	ON - Futures	1999	4.5	14.150	11-T	4.0	13.700	11-T	5.0	13.350	6-T	4.5	14.250	4	4.5	13.500	7	4.5	14.200	9-T	27.0	83.150	7
526	Alex Cookney	BC - Richmond	1997	5.0	14.100	13-T	5.0	14.700	4-T	5.0	12.750	20-T	5.0	13.750	23-T	5.0	13.000	16-T	5.0	14.250	7-T	30.0	82.550	8
535	Ethan Chin	ON - Futures	1999	4.5	14.050	15	4.0	13.700	11-T	4.5	13.250	10-T	4.5	13.850	17-T	4.0	13.150	14	4.0	13.450	22-T	25.5	81.450	9
510	Danny Schnoor	AB - Capital City	1999	5.0	14.000	16	4.0	13.400	18-T	4.5	13.300	8-T	4.5	13.900	15-T	4.0	13.050	15	4.0	13.600	20	26.0	81.250	10
511	Sasha Semeniuk	AB - Capital City	1997	5.0	12.950	44	5.0	14.750	2-T	5.0	12.150	33	5.0	13.100	45-T	5.0	13.950	5	5.0	14.250	7-T	30.0	81.150	11
553	René Cournoyer	QC - Gymnika	1997	5.0	14.300	7-T	5.0	12.550	30	5.0	12.750	20-T	5.0	14.300	3	5.0	12.550	22-T	5.0	14.600	1-T	30.0	81.050	12
543	Elle Baker	ON - Mississauga	2000	4.0	13.750	20	4.0	13.750	10	4.0	13.350	6-T	4.0	13.450	36-T	4.0	13.250	12	4.0	13.350	25-T	24.0	80.900	13
525	Nicolas Bourne	BC - Richmond	1998	5.0	14.550	6	4.5	12.400	32-T	5.0	12.400	26-T	5.0	13.750	23-T	5.0	13.400	8-T	5.0	14.000	13	29.5	80.500	14
556	Peter Yeats	QC - IMCO	1999	4.5	14.250	9-T	4.0	13.700	11-T	4.0	12.500	25	4.5	13.300	40-T	4.5	13.300	10-T	4.0	13.250	28	25.5	80.300	15
537	Jonathan Scripnick	ON - Futures	1999	4.5	14.150	11-T	4.0	12.050	37	4.5	12.600	23	4.5	13.950	13-T	4.0	13.300	10-T	4.5	13.950	14-T	26.0	80.000	16
524	Alexandre [Sacha] Bratty	BC - Phoenix		5.0	14.650	4-T	5.0	13.900	9	5.0	11.750	37-T	5.0	13.250	42-T	5.0	12.250	29-T	5.0	14.100	11-T	30.0	79.900	17
561	Michael Thorpe	SK - Queen City	1999	4.0	13.550	24-T	4.0	13.500	15-T	4.0	12.650	22	4.5	13.800	20-T	4.0	12.500	24	4.0	13.450	22-T	24.5	79.450	18
555	Xavier Doyon	QC - IMCO	1998	4.5	13.350	32	4.5	12.450	31	4.5	13.100	13-T	4.5	13.750	23-T	3.7	12.800	19-T	4.5	13.650	19	26.2	79.100	19
527	Nicolas Apostol	BC - Surrey	1999	5.0	13.250	33-T	4.0	13.200	22-T	4.0	12.550	24	4.5	13.850	17-T	4.5	13.000	16-T	4.0	13.150	29	26.0	79.000	20
505	Colton Tuffs	AB - Calgary	2000	3.8	13.100	36-T	4.0	13.450	17	4.5	13.250	10-T	4.0	12.450	50-T	4.0	12.800	19-T	4.0	13.550	21	24.3	78.600	21
541	Ryan Oehrlein	ON - Gold Medal Gym	1999	4.5	13.100	36-T	4.0	12.950	26	4.0	13.300	8-T	4.0	12.500	48-T	4.0	12.450	25	4.0	13.300	27	24.5	77.600	22
516	Arman Sadhra	BC - Delta	1998	5.0	13.650	22	5.0	11.100	42	5.0	12.300	28-T	5.0	13.550	31	5.0	13.200	13	5.0	13.350	25-T	30.0	77.150	23
547	Parker Ramsay	PEI - Island Gym	1997	5.0	14.100	13-T	5.0	10.050	47	5.0	12.050	34	5.0	13.700	26-T	5.0	12.900	18	5.0	13.950	14-T	30.0	76.750	24
542	Andrew Pietras	ON - Gold Medal Gym	1999	4.0	13.550	24-T	4.0	12.750	27	4.0	13.000	17	4.0	13.600	30	4.0	12.400	26-T	2.3	10.750	39	22.3	76.050	25
502	Bailey Lahure	AB - Calgary	1998	4.5	13.250	33-T	5.0	11.800	39	4.5	13.500	5	5.0	12.750	47	3.2	10.550	48	4.5	13.850	17	26.7	75.700	26
517	Addyson Cheladyn	BC - Kerrigan	2000	4.5	12.850	46	4.0	13.350	20	4.5	11.800	36	4.5	13.650	29	4.0	11.900	35	4.0	12.100	34-T	25.5	75.650	27-T
501	Dillon Eades	AB - Calgary	1999	4.5	12.800	47	4.0	13.400	18-T	4.5	12.900	19	4.0	12.500	48-T	4.0	12.400	26-T	4.0	11.650	36	25.0	75.650	27-T
534	James Stumpo	ON - East York	1999	4.0	13.800	19	4.0	11.450	40-T	4.0	12.950	18	4.0	13.500	32-T	4.0	12.550	22-T	4.0	11.100	38	24.0	75.350	29
513	Conner Trepanier	AB - Exelta	1997	5.0	14.300	7-T	5.0	12.000	38	5.0	11.700	39-T	5.0	13.500	32-T	5.0	13.400	8-T	1.5	9.450	48-T	26.5	74.350	30-T
557	William Emard	QC - Laval-Excellence	2000	4.0	13.850	18	4.0	12.650	28	4.0	12.000	35	4.0	13.400	38	4.0	12.250	29-T	1.8	10.200	45	21.8	74.350	30-T
530	Andrew Schmidt	BC - Twisters	1997	5.0	13.250	33-T	5.0	9.550	49	5.0	11.700	39-T	5.0	13.700	26-T	5.0	12.600	21	5.0	13.050	30	30.0	73.850	32
528	Francois Barnard	BC - Twisters	1999	4.0	13.000	41-T	4.0	13.200	22-T	1.5	9.400	50	4.5	14.150	6-T	4.0	11.100	44	4.0	12.950	31	22.0	73.800	33
554	Tommy Barette-Hébert	QC - IMCO		5.0	13.600	23	5.0	12.200	34-T	2.9	9.950	47	5.0	13.900	15-T	3.2	9.900	50	5.0	14.100	11-T	26.1	73.650	34
512	Findlay McCormick	AB - Exelta	1997	5.0	13.450	28-T	5.0	10.750	43-T	5.0	11.750	37-T	5.0	13.850	17-T	3.5	10.250	49	5.0	13.400	24	28.5	73.450	35-T
509	Ethan Marsden	AB - Capital City	1998	4.5	13.000	41-T	4.5	8.250	50	4.5	12.200	31-T	4.5	13.800	20-T	4.5	12.000	31-T	4.5	14.200	9-T	27.0	73.450	35-T
500	Reilly Bowen	AB - Calgary	1999	4.5	13.100	36-T	4.0	12.400	32-T	4.5	10.900	45	4.0	13.250	42-T	4.0	11.950	33-T	4.0	11.550	37	25.0	73.150	37
551	William Bourgeois	QC - Gymnika	1999	4.0	13.000	41-T	4.0	13.100	25	1.5	9.700	49	4.5	13.700	26-T	3.3	10.950	45	4.0	12.250	33	21.3	72.700	38










2010 Canadian Gymnastics Championships

Men's Artistic Gymnastics

Gymnastics BC • Tournament Capital Centre, Kamloops, BC • May 24-30, 2010

These are added to Day 1 Scores to determine awards.

H.P. ARGO MEN Day 2 – Thu. May 27																								
ID #	Gymnast's Name	Prov / Club	YOB	D	Score	Rank	D	Score	Rank	D	Score	Rank	D	Score	Rank	D	Score	Rank	D	Score	Rank			
558	Mathieu Filion	QC - Laval-Excellence	2000	4.0	12.900	45	4.0	12.150	36	4.0	12.200	31-T	4.0	13.150	44	4.0	11.700	37-T	1.8	10.500	40-T	21.8	72.600	39
508	Brett Golka	AB - Capital City	1997	5.0	13.050	40	5.0	7.750	51	5.0	13.150	12	5.0	13.500	32-T	5.0	11.200	43	5.0	13.700	18	30.0	72.350	40
549	Antoine Laroche-Nantel	QC - Gymélites	19	4.5	13.400	31	4.5	10.750	43-T	4.5	12.400	26-T	4.5	13.450	36-T	4.5	11.750	36	3.5	10.350	44	26.0	72.100	41
552	Ugo Brais Germain	QC - Gymnika	1998	4.4	12.350	49-T	4.5	9.700	48	2.0	10.950	44	4.5	14.050	8-T	3.7	12.400	26-T	4.5	12.100	34-T	23.6	71.550	42
533	Andrew Robertson	ON - East York	1997	5.0	13.450	28-T	5.0	6.850	52	5.0	13.100	13-T	5.0	14.050	8-T	3.2	10.900	46	5.0	12.900	32	28.2	71.250	43
546	Alex Mann	PEI - Island Gym	1998	4.5	13.500	27	4.5	10.100	46	5.0	11.200	42-T	5.0	14.150	6-T	5.0	11.250	41-T	1.9	9.600	47	25.9	69.800	44
559	Laurent Gosselin Paquin	QC - Laval-Excellence		4.0	13.550	24-T	4.0	12.200	34-T	1.5	9.050	52	4.0	13.500	32-T	3.3	10.750	47	1.8	10.500	40-T	18.6	69.550	45
560	Olivier Menezes-Thibeault	QC - Laval-Excellence		4.0	13.100	36-T	4.0	13.200	22-T	1.5	9.850	48	4.0	13.100	45-T	4.0	11.700	37-T	1.3	8.550	50	18.8	69.500	46
532	Lucas Durrant	ON - East York	1998	4.5	13.700	21	4.5	11.450	40-T	4.5	12.300	28-T	4.5	14.050	8-T	0.8	8.150	52	1.9	9.450	48-T	20.7	69.100	47
548	Nathan Gamache	QC - Dynamix	1999	4.0	12.350	49-T	4.0	13.250	21	1.5	9.150	51	4.0	12.100	53	3.3	11.500	40	2.5	10.500	40-T	19.3	68.850	48
540	Jeremy Meneses	ON - Gold Medal Gym	1999	4.0	12.300	51	4.0	12.600	29	4.0	11.500	41	4.0	12.450	50-T	4.0	11.550	39	2.3	8.200	51	22.3	68.600	49
506	Benjamin Ulmer	AB - Calgary	1997	4.1	11.650	52	5.0	10.700	45	3.2	10.650	46	5.0	13.350	39	5.0	11.950	33-T	3.5	9.850	46	25.8	68.150	50
550	Thierry Pellerin	QC - Gymnamic	1997	5.0	13.900	17	5.0	13.650	14	5.0	12.250	30	5.0	14.000	12	1.7	9.450	51	2.8	3.300	53	24.5	66.550	51
503	Duncan McDonald	AB - Calgary	1999	3.5	11.450	53	4.0	13.500	15-T	4.5	11.200	42-T	4.0	12.400	52	4.0	12.000	31-T		5.250	52	20.0	65.800	52
531	Griffin Brophy	NFL - Cygnus	1998	4.5	13.450	28-T	4.5	5.300	53	2.0	7.850	53	4.5	13.950	13-T	0.1	6.750	53	3.2	10.450	43	18.8	57.750	53