










2010 Canadian Gymnastics Championships

Men's Artistic Gymnastics

Gymnastics BC • Kamloops, BC • May 24-30, 2010

NATIONAL OPEN MEN Day 1 – Wed. May 26																									
ID #	Gymnast's Name	Prov / Club	YOB	D	Score	Rank	D	Score	Rank	D	Score	Rank	D	Score	Rank	D	Score	Rank	D	Score	Rank	D	Score	Rank	
661	Scott Morgan	BC - Flicka	1989	4.8	13.800	1	2.7	10.700	24	4.1	13.300	1	6.2	15.450	1	3.0	12.250	9-T	3.1	12.250	4	23.9	77.750	1	
691	David Boucher	QC - IMCO	1993	4.1	12.300	23	3.7	13.200	2	3.7	12.850	2	4.6	13.550	23-T	3.4	12.250	9-T	3.7	12.600	1	23.2	76.750	2	
679	Lukas Gataveckas	ON - Toronto	1984	3.5	12.700	11	3.2	11.800	9-T	3.3	12.300	9	4.6	13.950	12-T	3.1	12.650	1-T	3.4	12.100	5-T	21.1	75.500	3	
677	Bashir Garba	ON - London Beje	1993	3.6	12.850	6	3.3	11.350	17	3.6	12.600	4	4.6	14.050	7-T	3.4	12.550	3	3.1	11.700	12	21.6	75.100	4	
664	Aaron Boila	MB - Flairs	1989	3.8	12.450	17-T	4.1	13.050	3	3.5	11.450	28	4.6	14.050	7-T	3.4	12.250	9-T	3.5	11.600	13	22.9	74.850	5	
689	Jean-Sébastien Co	QC - Imagym		3.4	12.900	2-T	2.9	12.050	7-T	3.3	11.950	16-T	4.6	14.050	7-T	3.3	12.250	9-T	2.8	11.550	14	20.3	74.750	6-T	
680	Taylor Mitchell	ON - Toronto	1991	3.6	12.650	12-T	3.3	12.050	7-T	3.3	11.700	24-T	4.6	13.850	15-T	2.9	12.400	7	3.9	12.100	5-T	21.6	74.750	6-T	
675	Matthew Govia	ON - Mississauga	1993	3.7	12.350	21-T	2.7	11.050	22-T	3.4	12.250	10-T	5.4	14.550	4-T	3.3	12.500	4-T	2.7	11.950	10	21.2	74.650	8	
674	Simon Barbosa	ON - East York	1990	4.1	12.900	2-T	3.5	10.550	26	4.1	12.550	5	5.4	14.550	4-T	3.6	12.000	17	3.0	12.050	7-T	23.7	74.600	9	
670	Evan Cruz	NS - Halifax ALTA	1993	3.4	12.200	27-T	3.7	12.800	4	3.1	11.400	29-T	4.6	13.600	21-T	3.3	12.250	9-T	2.9	11.500	15-T	21.0	73.750	10	
672	Devin Mitchell	NS - Halifax ALTA	1990	3.3	11.500	36	3.3	11.750	11-T	3.4	12.100	14	4.6	13.550	23-T	3.3	12.350	8	3.3	12.300	2-T	21.2	73.550	11	
692	Yann-Seing Law Kam Cio	QC - IMCO		3.6	12.600	14-T	3.6	11.750	11-T	3.8	11.900	19-T	4.6	13.950	12-T	3.1	11.850	20-T	3.5	11.000	24	22.2	73.050	12	
693	Jean-Philippe Maclean	QC - IMCO		3.5	12.200	27-T	2.8	12.150	6	3.1	11.850	21-T	3.8	13.250	28	2.8	12.200	14	2.8	11.200	20-T	18.8	72.850	13	
673	Stephan Saulnier	NS - Halifax ALTA	1987	3.4	12.400	19-T	3.0	11.650	14-T	3.6	12.250	10-T	5.0	13.500	25	3.5	12.050	15-T	3.1	10.800	28-T	21.6	72.650	14	
658	Benjamin Gervais	AB - Capital City	1990	3.3	12.050	29-T	3.2	11.700	13	3.6	12.350	7-T	4.6	13.400	26	3.1	12.050	15-T	3.1	11.050	23	20.9	72.600	15	
687	Julien Samson	QC - Gymnamic	1993	3.6	12.800	7	2.7	11.200	20-T	3.1	12.000	15	5.4	13.300	27	3.2	11.950	18-T	2.5	11.250	19	20.5	72.500	16	
663	Jonathan Osers	BC - Twisters	1989	4.4	12.250	24-T	2.7	11.050	22-T	3.0	11.200	32-T	4.6	14.000	11	3.4	11.850	20-T	3.2	12.050	7-T	21.3	72.400	17	
686	Olivier Simon	QC - Gym-Alliance	1992	3.4	12.600	14-T	3.4	12.500	5	3.2	11.850	21-T	4.0	12.900	34-T	3.0	11.550	24	2.6	10.800	28-T	19.6	72.200	18	
678	Michael Grinter	ON - Ottawa	1995	3.3	12.600	14-T	2.7	10.150	29	3.1	11.900	19-T	4.6	13.600	21-T	3.2	12.500	4-T	3.3	11.300	18	20.2	72.050	19	
690	Anthony Bergoin	QC - IMCO	1988	3.4	12.650	12-T	2.6	9.800	31	3.2	11.950	16-T	4.6	13.700	19-T	3.2	11.800	23	3.0	12.050	7-T	20.0	71.950	20	
660	Daniel Willems	BC - Delta	1992	3.5	12.750	8-T	2.6	11.250	18-T	3.2	11.700	24-T	4.6	13.800	18	3.1	11.500	25-T	3.5	10.900	26-T	20.5	71.900	21-T	
662	Cody Briggs	BC - Oganagan	1992	3.3	11.700	34	2.7	11.800	9-T	3.0	11.200	32-T	4.6	13.850	15-T	2.8	11.950	18-T	3.1	11.400	17	19.5	71.900	21-T	
685	Dorian Griva	QC - Dynamix	1987	3.7	12.250	24-T	3.2	9.750	32	3.3	12.350	7-T	5.4	14.800	2	3.3	10.400	35	3.5	12.300	2-T	22.4	71.850	23	
683	Tyler Martin	PEI - Island Gym	1992	3.5	11.750	32-T	3.1	10.650	25	3.3	11.850	21-T	4.6	13.700	19-T	3.5	10.950	32	3.3	11.850	11	21.3	70.750	24	
684	Chris Morgan	PEI - Island Gym	1993	3.0	12.350	21-T	2.7	11.450	16	3.1	11.950	16-T	3.8	12.550	37	3.0	11.850	20-T	2.6	10.400	32	18.2	70.550	25	
688	Alexandre Leduc	QC - Gymnika	1991	3.9	12.400	19-T	3.1	10.450	27	3.2	11.050	35	5.0	14.350	6	3.5	11.350	29	2.8	10.800	28-T	21.5	70.400	26	
676	Massimo Mastrantoni	ON - Mississauga		3.6	11.600	35	3.2	11.650	14-T	3.5	12.250	10-T	5.4	14.700	3	3.2	12.500	4-T	3.3	7.300	37	22.2	70.000	27	
659	Joel Kroetsch	AB - Capital City	1993	4.1	12.900	2-T	2.7	8.650	33	3.1	11.300	31	4.8	13.950	12-T	3.1	11.450	27	2.6	11.100	22	20.4	69.350	28	
657	Carl Hall	AB - Calgary	1992	3.8	12.750	8-T	3.1	11.250	18-T	3.4	11.400	29-T	4.6	14.050	7-T	3.0	11.400	28	2.2	8.150	35	20.1	69.000	29	
606	Bill Heys	NFL - Cygnus	1992	3.5	11.100	37	3.1	11.200	20-T	3.3	10.550	37	4.0	13.000	31	3.3	11.100	30-T	3.0	10.950	25	20.2	67.900	30	
682	Brett Martin	PEI - Island Gym	1992	3.5	12.450	17-T	3.0	8.450	34	3.2	11.600	26	4.0	12.700	36	3.3	11.500	25-T	2.2	10.550	31	19.2	67.250	31	
667	Campbell Bryden	NB - Kingswood	1993	3.4	12.050	29-T	2.6	7.650	35	3.6	12.150	13	3.8	12.900	34-T	3.1	11.100	30-T	2.4	10.900	26-T	18.9	66.750	32	
681	Alan Mackie	PEI - Island Gym	1992	3.2	11.750	32-T	2.8	10.050	30	3.9	12.400	6	3.8	12.950	32-T	3.2	10.850	34	2.2	8.500	34	19.1	66.500	33	
668	Cory Munroe	NS - CBU Dynamics	1993	3.6	12.750	8-T	2.8	10.300	28	2.9	11.500	27	4.0	13.050	30	2.7	10.900	33	1.4	7.600	36	17.4	66.100	34	
671	David Kikuchi	NS - Halifax ALTA	1979	3.4	12.900	2-T	3.9	13.300	1	3.4	12.700	3				38	3.1	12.650	1-T	3.0	11.200	20-T	16.8	62.750	35
694	Ian Kielly	SK - Queen City	1991	3.8	12.050	29-T	2.3	3.300	38	3.0	11.150	34	4.6	13.850	15-T	3.5	9.400	36-T	2.7	11.500	15-T	19.9	61.250	36	
666	Michael Thompson	NB - Fundy	1993	3.2	10.700	38	2.9	7.250	36	2.4	9.700	38	4.0	12.950	32-T	2.5	9.400	36-T	2.2	9.500	33	17.2	59.500	37	
669	Jared Goad	NS - Cobequid Sparta	1993	3.8	12.250	24-T	2.4	6.400	37	2.3	10.600	36	4.0	13.100	29	2.6	9.050	38	1.7	2.050	38	16.8	53.450	38	