



2010 Canadian Gymnastics Championships

Men's Artistic Gymnastics

Gymnastics BC • Tournament Capital Centre, Kamloops, BC • May 24-30, 2010








NAT'L YOUTH MEN – Day 1																								
AA & Qualification for EF – Thur. May 27				FLOOR / SOL			POMMELS / ARÇONS			RINGS / ANNEAUX			VAULT / SAUT			P. BARS / BARRES P.			HOR. BAR / BARRE F.			ALL AROUND / TOTAL		
ID #	Gymnast's Name	Prov / Club	YOB	D	Score	Rank	D	Score	Rank	D	Score	Rank	D	Score	Rank	D	Score	Rank	D	Score	Rank	D	Score	Rank
617	Damien Cachia	AB - Calgary	1994	3.5	12.400	3-T	2.5	12.150	1	3.1	12.150	2	4.6	13.950	4-T	3.0	11.300	16-T	2.8	11.400	3-T	19.5	73.350	1
637	Kevin Hsiao	ON - Markham	1995	3.5	12.450	1-T	2.7	11.400	8	2.8	11.900	4-T	5.4	14.550	2	2.7	11.900	6-T	2.9	10.700	12	20.0	72.900	2
635	GianMarco Mastrantoni	ON - Mississauga		2.9	12.150	6-T	2.3	11.300	9	2.5	11.900	4-T	4.6	13.650	8-T	2.6	12.000	3	2.6	11.200	6	17.5	72.200	3
633	Joel Cornelius	ON - Gymnastics Energy	1994	3.0	12.400	3-T	2.3	11.500	6-T	2.8	11.900	4-T	4.6	13.850	6	2.5	11.500	14	2.7	10.950	10	17.9	72.100	4
636	Tyler Navarro	ON - Mississauga	1994	2.9	11.450	29	2.7	12.000	3	3.5	12.350	1	3.8	13.350	12-T	2.9	11.900	6-T	2.6	10.650	13	18.4	71.700	5
629	Stephen Clouter	NS - Halifax ALTA	1996	2.5	11.650	12-T	2.7	11.600	5	2.4	11.900	4-T	3.8	12.300	34	2.8	12.100	2	2.5	11.650	1	16.7	71.500	6
654	Teague King	SK - Taiso	1996	2.8	12.100	8-T	2.5	12.100	2	2.4	11.900	4-T	3.8	12.950	23	3.2	11.250	19-T	2.5	9.400	22-T	17.2	69.700	7
638	Nicholas Mallia	ON - Toronto	1994	3.0	12.450	1-T	2.2	9.200	27	2.9	11.650	10	4.6	12.900	24	2.5	11.950	4-T	3.0	11.500	2	18.2	69.650	8
622	Vladimir Djuric	BC - Surrey	1994	2.8	12.150	6-T	2.4	10.750	14	2.6	11.500	13-T	3.8	13.050	19-T	2.6	11.800	9-T	2.5	10.150	16-T	16.7	69.400	9
644	Mathieu Lévasseur	QC - Gym-Alliance	1996	2.7	11.950	12-T	2.4	10.550	17	2.4	12.050	3	3.8	13.100	18	2.5	12.200	1	2.2	9.450	21	16.0	69.300	10
650	Joel Gagnon	SK - Queen City	1996	3.2	11.750	23-T	2.3	9.950	23	2.9	11.450	16-T	4.6	13.300	14-T	2.6	11.300	16-T	2.7	11.400	3-T	18.3	69.150	11
619	Harland Hastings	AB - U of C	1994	3.0	11.950	12-T	2.5	10.450	18-T	2.4	11.150	26-T	5.4	14.100	3	2.9	10.300	32	2.7	11.150	7-T	18.9	69.100	12
646	Jean Bégin-Rainville	QC - Gymnamic	1995	2.8	11.650	26	2.7	10.900	11-T	2.5	11.600	11-T	4.6	13.650	8-T	2.8	11.900	6-T	2.3	8.950	30-T	17.7	68.650	13
647	Xavier Langlois	QC - Gymnamic	1995	2.5	11.800	20-T	2.3	10.650	15	2.4	11.400	19	3.8	12.550	30-T	2.4	11.700	11-T	2.5	10.350	15	15.9	68.450	14
634	Alexander Korhonen	ON - Mississauga	1994	2.9	11.950	12-T	2.5	10.100	22	2.7	10.050	39	4.6	13.350	12-T	2.8	11.800	9-T	2.8	11.050	9	18.3	68.300	15
651	Tanner Samwald	SK - Queen City	1994	3.3	12.000	11	2.7	10.600	16	2.5	11.500	13-T	4.6	13.950	4-T	2.5	11.200	23-T	2.5	9.000	29	18.1	68.250	16
631	Padraec Robinson	NS - Halifax ALTA	1994	2.6	11.400	30	2.4	10.850	13	2.3	11.600	11-T	5.4	13.600	10	2.4	11.650	13	2.2	8.550	33	17.3	67.650	17
620	Luke Stretch	AB - U of C	1994	3.1	11.500	28	2.4	9.250	26	2.9	11.300	21-T	4.0	12.750	26-T	2.5	11.300	16-T	2.5	11.150	7-T	17.4	67.250	18-T
645	Kelton Weekes	QC - Gymélites	1996	2.8	11.750	23-T	2.4	11.500	6-T	2.4	11.450	16-T	3.0	11.000	41	2.6	11.150	25	2.4	10.400	14	15.6	67.250	18-T
630	Connor Coleman	NS - Halifax ALTA	1996	2.5	11.750	23-T	2.4	10.900	11-T	2.3	11.150	26-T	3.8	12.650	28-T	2.3	10.700	27	2.3	10.050	18	15.6	67.200	20
655	Tyler Montgomery	SK - Taiso	1996	2.8	11.950	12-T	2.5	10.400	20	2.4	10.150	38	3.8	13.250	16	3.2	11.950	4-T	2.6	9.350	24-T	17.3	67.050	21
649	Zackari Lévesque	QC - Omnigym	1996	3.0	11.800	20-T	2.4	10.250	21	2.4	11.300	21-T	3.8	12.750	26-T	2.6	11.400	15	2.4	9.350	24-T	16.6	66.850	22
643	Louis-Vincent Fillion	QC - Gym-Action	1994	3.0	11.950	12-T	2.2	8.700	29	2.4	11.350	20	4.6	13.300	14-T	2.7	11.250	19-T	2.5	10.150	16-T	17.4	66.700	23-T
641	Blaise Roberts	PEI - Island Gym	1994	2.7	11.800	20-T	2.3	9.450	25	2.4	11.450	16-T	4.6	13.400	11	2.5	11.700	11-T	2.4	8.900	32	16.9	66.700	23-T
632	Wolfe Gazer	ON - Burlington BGs	1995	3.4	12.350	5	2.1	4.250	39	2.6	11.800	9	5.4	14.750	1	2.5	11.200	23-T	2.7	11.350	5	18.7	65.700	25-T
665	Jason Marks	MB - Flairs	1994	2.6	10.550	40	2.4	11.700	4	2.5	10.600	35-T	3.8	13.000	21-T	2.2	10.450	28-T	2.4	9.400	22-T	15.9	65.700	25-T
627	Tyler Bryden	NB - Kingswood	1995	3.2	11.900	19	2.6	7.700	35	2.6	11.500	13-T	3.8	13.150	17	2.9	11.250	19-T	2.6	9.700	19	17.7	65.200	27
623	Steven Chaplin	BC - Twisters	1996	3.0	12.100	8-T	2.4	10.450	18-T	2.5	11.200	25	4.0	13.050	19-T	2.5	9.050	38	2.4	9.300	27	16.8	65.150	28
625	Tyler Franklin	MB - Flairs	1995	2.5	11.200	33-T	2.4	11.250	10	2.3	11.250	24	3.8	13.000	21-T	2.1	9.600	36	2.1	7.550	36	15.2	63.850	29
642	Carson Younker	PEI - Island Gym	1994	2.4	10.700	39	2.5	9.700	24	2.5	11.100	29-T	3.8	12.200	36-T	2.4	10.450	28-T	2.3	9.500	20	15.9	63.650	30
618	Graham Plomp	AB - Dynamyx	1994	3.1	11.950	12-T	2.1	8.400	30-T	2.6	11.100	29-T	4.6	13.750	7	2.4	11.250	19-T	1.5	7.050	38	16.3	63.500	31
656	Wyatt Tyndall	SK - Taiso	1996	2.7	12.100	8-T	2.5	7.600	36	2.4	11.150	26-T	3.8	12.850	25	3.2	10.450	28-T	2.5	9.250	28	17.1	63.400	32
648	Lucas Dumoulong	QC - Gymnika	1995	2.7	10.950	37-T	2.2	7.850	34	2.3	10.600	35-T	3.8	12.350	32-T	2.4	10.850	26	2.7	10.750	11	16.1	63.350	33
639	Matthew Gallant	PEI - Island Gym	1995	2.6	11.200	33-T	2.2	8.350	32	2.4	10.850	33	3.8	12.150	38	2.4	10.450	28-T	2.5	9.350	24-T	15.9	62.350	34
624	James Robinson	BC - Twisters	1996	2.7	10.950	37-T	2.3	8.900	28	2.5	10.000	40	3.8	12.350	32-T	2.5	10.050	34	1.5	7.850	35	15.3	60.100	35
652	Keith Boyle	SK - Taiso	1996	2.7	11.350	31	2.2	6.300	37	2.5	11.300	21-T	3.8	12.550	30-T	2.6	9.450	37	2.3	8.200	34	16.1	59.150	36
653	Nicolas Hallgrimson	SK - Taiso	1996	2.8	11.250	32	2.2	5.550	38	2.4	11.000	31	3.8	11.850	40	2.6	10.250	33	2.3	8.950	30-T	16.1	58.850	37
640	Sam Mallet	PEI - Island Gym	1994	2.4	11.150	36	2.4	8.400	30-T	2.4	10.900	32	3.4	12.200	36-T	2.3	8.250	39	2.2	7.200	37	15.1	58.100	38



2010 Canadian Gymnastics Championships

Men's Artistic Gymnastics

Gymnastics BC • Tournament Capital Centre, Kamloops, BC • May 24-30, 2010

NAT'L YOUTH MEN – Day 1 AA & Qualification for EF – Thur. May 27				 FLOOR / SOL			 POMMELS / ARÇONS			 RINGS / ANNEAUX			 VAULT / SAUT			 P. BARS / BARRES P.			 HOR. BAR / BARRE F.			 ALL AROUND / TOTAL		
				D	Score	Rank	D	Score	Rank	D	Score	Rank	D	Score	Rank	D	Score	Rank	D	Score	Rank	D	Score	Rank
621	Zachary Starko	BC - Delta	1995	2.3	11.600	27	2.1	8.000	33	2.2	10.800	34	3.8	12.650	28-T	2.1	8.200	40	0.8	3.850	40	13.3	55.100	39
626	Brandon Kirk	NB - Fundy	1994	2.5	9.600	41	1.8	4.150	40	2.3	8.750	41	3.8	11.950	39	1.8	5.800	41	2.1	4.050	39	14.3	44.300	40
628	Peter Taptoona	NWT	1995	2.5	11.200	33-T			41	2.4	10.500	37	3.4	12.250	35	1.5	9.650	35			41	9.8	43.600	41