








2010 Canadian Gymnastics Championships

Women's Artistic Gymnastics

Gymnastics BC • Tournament Capital Centre, Kamloops, BC • May 24-30, 2010






OPEN WOMEN (All Ages) Thursday, May 27 – Day 1: Team Competition / Prelimims				 VAULT / SAUT			 BARS / BARRES			 BEAM / POUTRE			 FLOOR / SOL			 ALL AROUND		
ID #	Gymnast's Name	Prov / Club	YOB	D	Score	Rank	D	Score	Rank	D	Score	Rank	D	Score	Rank	D	Score	Rank
854	Ti Liu	QC - Gymnix	1993	4.4	13.450	10-T	5.9	14.150	1	6.1	14.300	2	4.6	12.400	24-T	21.0	54.300	1
818	Hailee Westney	ON - Futures	1996	4.2	12.250	52-T	3.7	11.350	19-T	6.0	14.650	1	4.9	12.600	21	18.8	50.850	2
859	Caroline Tanguay	QC - Viagym	1993	4.4	13.200	22-T	5.7	13.850	2	4.9	12.500	18-T	4.7	11.250	47	19.7	50.800	3
853	Krishna Yemany	ON - Oakville	1993	5.0	13.650	7-T	5.7	12.150	8-T	4.1	11.900	28-T	5.0	13.050	9	19.8	50.750	4
855	Lory-Jing Robert	QC - Gymnix	1994	4.4	13.250	20-T	4.5	11.700	13	5.2	12.450	20-T	5.0	13.250	5-T	19.1	50.650	5-T
837	Katie Muir	BC - TAG	1994	4.4	13.200	22-T	4.7	11.800	10	4.7	12.650	14-T	5.5	13.000	10-T	19.3	50.650	5-T
827	Amy Callaghan	AB - Champions	1994	4.4	13.300	16-T	4.6	13.300	4	4.8	12.950	8-T	4.5	11.050	51-T	18.3	50.600	7
851	Tedra Bolger	ON - Oakville	1993	4.0	12.700	41-T	4.2	11.300	21-T	4.9	13.400	4	4.6	13.100	7-T	17.7	50.500	8
814	Tegan Turner	MB - Springers	1996	4.4	13.650	7-T	1.9	10.500	37	4.5	12.750	11-T	5.2	13.500	2-T	16.0	50.400	9
826	Rochelle Bernier	AB - Capital City	1993	5.2	14.200	1	5.0	13.550	3	4.6	11.550	33	4.8	11.050	51-T	19.6	50.350	10
833	Nicole Pineau	BC - Club Aviva	1992	4.4	13.150	27	4.5	12.900	5	4.7	10.800	46	5.0	13.250	5-T	18.6	50.100	11-T
858	Anne-Sophie Csukassy	QC - Laval-Excellence	1992	5.0	14.050	2-T	3.8	11.050	26	5.1	12.450	20-T	5.0	12.550	22	18.9	50.100	11-T
848	Emily Bigras	ON - Bluewater	1993	4.4	13.000	29-T	5.0	12.300	7	5.0	12.400	22-T	5.1	12.250	29-T	19.5	49.950	13
850	Sasha Vedenin	ON - Gemini	1994	4.4	13.700	5-T	4.2	10.950	27	5.2	10.950	43-T	5.8	14.250	1	19.6	49.850	14-T
828	Brittany Ekstedt	AB - Champions	1992	4.4	13.350	14-T	4.7	11.650	14	4.9	12.700	13	3.8	12.150	31-T	17.8	49.850	14-T
802	Tamara Kuno	BC - Flicka	1996	4.0	12.600	44-T	3.1	11.100	25	5.4	13.250	6	5.0	12.850	14	17.5	49.800	16
849	Courtney Chow	ON - Futures	1993	4.4	13.300	16-T	3.9	11.750	11-T	5.0	11.300	37-T	4.7	13.350	4	18.0	49.700	17
857	Éliane Kulczyk	QC - Gym-Plus	1993	4.6	14.050	2-T	4.3	10.800	29-T	4.2	11.050	40-T	5.3	13.500	2-T	18.4	49.400	18
819	Shae Harwood	ON - Niagara Acro Ca	1996	4.4	13.350	14-T	3.0	10.400	38-T	5.2	13.600	3	5.1	12.000	35	17.7	49.350	19
830	Helen Cheung	BC - Club Aviva	1993	4.4	12.850	36-T	4.1	10.850	28	4.9	12.650	14-T	4.6	12.800	15-T	18.0	49.150	20
846	Paulina Miller	NS - Halifax ALTA	1993	5.0	13.550	9	3.6	11.350	19-T	5.0	11.750	30	5.2	12.450	23	18.8	49.100	21
852	Nikki Paterson	ON - Oakville	1993	4.4	13.300	16-T	3.8	10.600	35-T	4.4	12.200	25	4.9	12.700	17-T	17.5	48.800	22-T
856	Camille Santerre	QC - Gymnix	1991	4.0	12.400	50	5.0	12.850	6	5.0	12.400	22-T	4.5	11.150	50	18.5	48.800	22-T
831	Karensa Mitchell	BC - Club Aviva	1994	4.4	13.200	22-T	4.9	11.300	21-T	4.7	12.600	16	4.7	11.650	41-T	18.7	48.750	24
796	Brielle Wilchuck	AB - Capital City	1996	4.4	12.850	36-T	4.4	11.500	15	4.8	11.400	34-T	4.7	12.900	12-T	18.3	48.650	25
798	Cassandra Wong	AB - Stampede City	1995	4.4	13.450	10-T	3.8	11.400	18	4.6	11.650	32	5.0	12.050	34	17.8	48.550	26
803	Dayna Weststeyn	BC - TAG	1995	4.4	13.250	20-T	4.6	11.200	24	5.5	11.950	27	5.1	12.100	33	19.6	48.500	27-T
829	Tamar Smith	AB - Champions	1992	4.8	13.450	10-T	4.6	11.450	16-T	4.9	11.300	37-T	4.9	12.300	27-T	19.2	48.500	27-T



2010 Canadian Gymnastics Championships

Women's Artistic Gymnastics

Gymnastics BC • Tournament Capital Centre, Kamloops, BC • May 24-30, 2010

OPEN WOMEN (All Ages)																		
Thursday, May 27 – Day 1: Team Competition / Prelimims				VAULT / SAUT			BARS / BARRES			BEAM / POUTRE			FLOOR / SOL			ALL AROUND		
ID #	Gymnast's Name	Prov / Club	YOB	D	Score	Rank	D	Score	Rank	D	Score	Rank	D	Score	Rank	D	Score	Rank
841	Natalie Gervais	MB - Springers	1994	4.0	12.750	39-T	2.6	10.600	35-T	4.9	12.950	8-T	4.7	12.150	31-T	16.2	48.450	29
797	Mackenzie Itcush	AB - Gymtastics	1995	4.4	12.900	32-T	3.5	10.700	33	4.8	12.350	24	4.3	12.300	27-T	17.0	48.250	30
838	Melissa Clark	MB - Panthers	1994	5.0	13.000	29-T	5.7	12.150	8-T	4.4	11.050	40-T	4.8	11.950	36	19.9	48.150	31
860	Dayna Goldman	QC - Wingym	1992	4.6	13.200	22-T	4.1	11.450	16-T	4.6	11.050	40-T	4.6	12.350	26	17.9	48.050	32
861	Danielle Reed	SK - QCK	1992	4.4	12.900	32-T	5.0	11.250	23	5.3	10.750	47	5.1	12.900	12-T	19.8	47.800	33
836	Rachel Ebbett	BC - Omega	1994	4.0	12.350	51	4.7	10.750	31-T	5.1	12.750	11-T	4.8	11.900	37	18.6	47.750	34
817	Vanessa Kafieh	ON - ASF	1996	4.0	12.450	48-T	4.9	11.750	11-T	4.6	11.700	31	4.8	11.800	39	18.3	47.700	35
845	Lauren Cavanagh	NS - Halifax ALTA	1992	4.2	12.500	47	2.4	9.800	41-T	4.7	12.550	17	4.5	12.700	17-T	15.8	47.550	36-T
823	Léa-Mei Chicoine	QC - Viagym	1996	4.0	12.650	43	2.2	10.400	38-T	4.9	12.800	10	4.4	11.700	40	15.5	47.550	36-T
824	Katerina Jirasek	QC - Wingym	1995	4.2	12.950	31	2.8	8.900	48	4.7	13.350	5	4.7	12.250	29-T	16.4	47.450	38
811	Sydney McEachern	MB - Springers	1995	4.0	12.700	41-T	3.4	9.800	41-T	4.4	11.900	28-T	4.7	12.800	15-T	16.5	47.200	39
835	Katie Geisler	BC - Langley	1992	4.4	12.450	48-T	3.5	9.450	44	5.0	12.500	18-T	4.7	12.400	24-T	17.6	46.800	40
847	Melanie Hew	ON - ASF	1992	4.7	13.700	5-T	3.4	10.750	31-T	3.6	10.350	48	4.8	11.850	38	16.5	46.650	41
816	Madison Faulkner	NS - Taiso	1996	4.4	13.400	13	3.0	10.650	34	4.7	10.950	43-T	3.5	11.600	43-T	15.6	46.600	42
799	Devon Earl	AB - U of C	1995	4.6	13.050	28	2.8	10.800	29-T	4.5	11.400	34-T	3.5	11.200	48-T	15.4	46.450	43
825	Karisa Groff	SK - Gym Adventure	1995	4.0	12.550	46	3.3	9.250	46	4.9	11.400	34-T	5.4	13.000	10-T	17.6	46.200	44
822	Ann-Ly Brouillette	QC - Gymnix	1995	4.4	13.300	16-T	3.2	8.750	49-T	5.4	13.050	7	3.1	11.000	53	16.1	46.100	45
801	Taylor Oakley	BC - Club Aviva	1996	4.4	13.200	22-T	3.4	10.050	40	5.0	9.700	53	4.5	12.700	17-T	17.3	45.650	46
800	Sin To	AB - U of C	1995	4.2	12.800	38	1.4	7.400	52	5.7	11.300	37-T	5.1	13.100	7-T	16.4	44.600	47
805	Madeleine Arbuckle	MB - Springers	1996	4.0	12.900	32-T	2.3	9.700	43	4.5	10.200	49	4.6	11.600	43-T	15.4	44.400	48
842	Dominique Landry	NB - Beausejour	1993	4.2	12.150	54	2.9	8.350	51	4.8	9.950	51	4.2	11.650	41-T	16.1	42.100	49-T
813	Brenley Toffan	MB - Springers	1996	4.2	12.600	44-T	1.7	9.350	45	3.7	10.050	50	2.9	10.100	54	12.5	42.100	49-T
834	Karleena Hatch	BC - Harbour City	1994	4.2	12.750	39-T	2.8	8.750	49-T	4.2	8.900	54	4.3	11.200	48-T	15.5	41.600	51
815	Abby Murrin	NS - Halifax ALTA	1996	4.2	12.250	52-T	1.4	6.600	53	4.0	10.900	45	4.2	11.300	46	13.8	41.050	52
840	Sarah Flett	MB - Springers	1989	5.0	13.750	4				5.5	12.100	26	5.1	12.700	17-T	15.6	38.550	53
812	Amy Schappert	MB - Springers	1995				1.6	9.150	47	3.5	9.900	52	2.4	8.750	55	7.5	27.800	54
844	Amy Sterling	NB - Kingswood	1991	4.4	12.900	32-T							4.8	11.500	45	9.2	24.400	55