

# SURREY CLASSIC INVITATIONAL 2009

## Men's Artistic Gymnastics







Surrey Gymnastic Society ~ Surrey, B.C. ~ Feb. 27-28/09



Session 1 - Fri. PM: Level 4 Men

Category:

### Level 4 Under 13

#	Gymnast's Name	Club	City	Yr Born				<b>Pommels</b> Arçons 			<b>Rings</b> Anneaux 			<b>Vault</b> Saut 			<b>P. Bars</b> Barres p 			<b>H. Bar</b> Barre f 			<b>AA</b> All Around Note Total		
					D	Score	Rk	D	Score	Rk	D	Score	Rk	D	Score	Rk	D	Score	Rk	D	Score	Rk			
					238	<b>Malcolm Herbert</b>	S.G.S.	Surrey	1996	2.5	<b>11.750</b>	2-T	2.5	<b>11.300</b>	6	2.3	<b>11.350</b>	3	3.8	<b>13.100</b>	1-T	2.4	<b>11.900</b>	1	2.3
239	<b>Khalil Dhanji</b>	S.G.S.	Surrey	1996	2.5	<b>11.550</b>	6-T	2.5	<b>10.600</b>	8-T	2.3	<b>11.550</b>	2	3.8	<b>12.550</b>	10	2.5	<b>11.550</b>	2	2.2	<b>11.000</b>	1	15.8	<b>68.800</b>	2
278	<b>Jayden Pantel</b>	Team Sask	Saskatchewan	1996	2.4	<b>10.750</b>	23	2.2	<b>11.750</b>	2	2.2	<b>11.650</b>	1	3.0	<b>12.600</b>	9	2.2	<b>11.450</b>	3	2.2	<b>9.800</b>	9-T	14.2	<b>68.000</b>	3
256	<b>Greg Burns</b>	Flicka	North Van.	1997	2.3	<b>11.600</b>	5	2.5	<b>11.900</b>	1	2.2	<b>10.550</b>	13-T	3.8	<b>11.800</b>	19-T	2.3	<b>10.850</b>	6	2.2	<b>10.900</b>	2	15.3	<b>67.600</b>	4
276	<b>Joel Gagnon</b>	Team Sask	Saskatchewan	1996	2.9	<b>11.750</b>	2-T	2.2	<b>9.700</b>	14	2.4	<b>11.050</b>	6-T	3.8	<b>13.100</b>	1-T	2.5	<b>10.450</b>	10	2.2	<b>10.800</b>	3-T	16.0	<b>66.850</b>	5
258	<b>Mathew Coons</b>	Flicka	North Van.	1996	2.4	<b>11.150</b>	15-T	2.3	<b>11.700</b>	3	2.2	<b>10.200</b>	23-T	3.8	<b>12.950</b>	4-T	2.3	<b>10.400</b>	11	2.3	<b>10.000</b>	7	15.3	<b>66.400</b>	6
218	<b>Shaun Coburn</b>	Delta	Delta	1997	2.3	<b>11.900</b>	1	2.1	<b>11.350</b>	5	2.2	<b>10.350</b>	20-T	3.8	<b>12.750</b>	8	2.1	<b>9.000</b>	23	2.2	<b>9.800</b>	9-T	14.7	<b>65.150</b>	7
259	<b>Michael Sibley</b>	Flicka	North Van.	1997	2.4	<b>11.250</b>	12-T	2.0	<b>10.100</b>	12-T	2.3	<b>10.800</b>	9-T	3.0	<b>12.850</b>	6	2.1	<b>9.350</b>	21-T	2.1	<b>9.600</b>	11	13.9	<b>63.950</b>	8
273	<b>Teague King</b>	Team Sask	Saskatchewan	1996	2.3	<b>11.250</b>	12-T	2.1	<b>10.250</b>	11	2.2	<b>11.100</b>	5	3.0	<b>12.250</b>	13	2.2	<b>9.650</b>	19	2.2	<b>9.350</b>	13	14.0	<b>63.850</b>	9
235	<b>James Robinson</b>	Twisters	Abbotsford	1996	2.3	<b>10.100</b>	27	2.2	<b>11.550</b>	4	2.4	<b>9.250</b>	27	3.8	<b>11.400</b>	25	2.2	<b>10.700</b>	7	2.0	<b>10.500</b>	6	14.9	<b>63.500</b>	10
277	<b>Tyler Montgomery</b>	Team Sask	Saskatchewan	1996	2.4	<b>11.700</b>	4	2.3	<b>10.600</b>	8-T	2.2	<b>11.150</b>	4	3.0	<b>12.500</b>	11	2.2	<b>10.100</b>	12	2.0	<b>7.350</b>	24	14.1	<b>63.400</b>	11
205	<b>Cameron Stanley</b>	Twisters	Abbotsford	1997	2.6	<b>11.200</b>	14	2.3	<b>9.500</b>	17	2.3	<b>10.450</b>	19	3.8	<b>12.800</b>	7	2.3	<b>10.550</b>	9	2.2	<b>8.750</b>	16	15.5	<b>63.250</b>	12-T
240	<b>Noah Behm</b>	S.G.S.	Surrey	1997	2.4	<b>11.550</b>	6-T	2.2	<b>9.150</b>	18-T	2.2	<b>10.800</b>	9-T	3.0	<b>12.150</b>	14-T	2.4	<b>10.050</b>	13-T	2.1	<b>9.550</b>	12	14.3	<b>63.250</b>	12-T
275	<b>Dylan Anderson</b>	Team Sask	Saskatchewan	1996	2.3	<b>11.350</b>	9	2.1	<b>8.300</b>	20	2.2	<b>11.050</b>	6-T	3.0	<b>12.450</b>	12	2.2	<b>9.900</b>	16-T	2.0	<b>9.850</b>	8	13.8	<b>62.900</b>	14
234	<b>Eric Legresley</b>	Twisters	Abbotsford	1996	2.5	<b>11.300</b>	10-T	2.3	<b>11.150</b>	7	2.3	<b>9.650</b>	26	3.0	<b>11.800</b>	19-T	2.2	<b>9.700</b>	18	2.3	<b>8.150</b>	18-T	14.6	<b>61.750</b>	15
233	<b>Steven Chaplin</b>	Twisters	Abbotsford	1996	2.6	<b>10.550</b>	25-T	2.0	<b>6.100</b>	22-T	2.3	<b>10.550</b>	13-T	3.8	<b>12.950</b>	4-T	2.6	<b>10.950</b>	5	2.3	<b>10.550</b>	5	15.6	<b>61.650</b>	16
267	<b>Tegan Sykes</b>	Victoria	Victoria	1996	2.5	<b>11.400</b>	8	2.3	<b>9.150</b>	18-T	2.2	<b>10.500</b>	17-T	3.0	<b>11.750</b>	24	2.2	<b>9.600</b>	20	2.1	<b>8.150</b>	18-T	14.3	<b>60.550</b>	17
271	<b>Taiki Molnar</b>	Victoria	Victoria	1998	2.4	<b>11.300</b>	10-T	2.8	<b>10.100</b>	12-T	2.2	<b>10.500</b>	17-T	3.0	<b>12.100</b>	16	2.2	<b>9.900</b>	16-T	1.9	<b>6.150</b>	26-T	14.5	<b>60.050</b>	18
253	<b>Bradley Earl</b>	Team AGF	Alberta	1997	2.4	<b>10.800</b>	21-T	1.8	<b>6.100</b>	22-T	2.2	<b>10.150</b>	25	3.4	<b>11.950</b>	17-T	2.4	<b>11.100</b>	4	1.9	<b>9.000</b>	14	14.1	<b>59.100</b>	19
246	<b>Daniel Keding</b>	Flairs	Winnipeg	1997	2.4	<b>10.900</b>	19-T	2.1	<b>9.650</b>	15	2.4	<b>10.350</b>	20-T	3.0	<b>11.950</b>	17-T	2.1	<b>8.500</b>	26-T	2.0	<b>7.500</b>	23	14.0	<b>58.850</b>	20
243	<b>Cedric Berard</b>	Flairs	Winnipeg	1996	2.2	<b>10.550</b>	25-T	2.1	<b>9.550</b>	16	2.1	<b>10.200</b>	23-T	3.0	<b>11.800</b>	19-T	2.1	<b>8.500</b>	26-T	2.0	<b>7.750</b>	22	13.5	<b>58.350</b>	21
254	<b>Jonathan Hillier</b>	Team AGF	Alberta	1996	2.6	<b>10.800</b>	21-T	1.8	<b>4.900</b>	26	2.2	<b>10.950</b>	8	3.0	<b>12.150</b>	14-T	2.1	<b>10.050</b>	13-T	1.9	<b>8.950</b>	15	13.6	<b>57.800</b>	22
249	<b>Matthew Gallant</b>	Island Gym	P.E.I.	1996	2.2	<b>10.600</b>	24	2.2	<b>10.500</b>	10	2.2	<b>10.250</b>	22	3.0	<b>11.350</b>	26	2.1	<b>8.600</b>	25	1.9	<b>6.150</b>	26-T	13.6	<b>57.450</b>	23
268	<b>Myles Koch</b>	Victoria	Victoria	1996	2.5	<b>11.150</b>	15-T	2.0	<b>6.800</b>	21	2.2	<b>10.800</b>	9-T	3.0	<b>11.800</b>	19-T	2.1	<b>8.700</b>	24	2.2	<b>8.150</b>	18-T	14.0	<b>57.400</b>	24
262	<b>Rhys Hathaway</b>	Lion's Pride	Victoria	1996	2.5	<b>11.050</b>	17	1.5	<b>5.750</b>	24	2.2	<b>10.550</b>	13-T	3.8	<b>13.100</b>	1-T	2.2	<b>10.050</b>	13-T	1.8	<b>6.550</b>	25	14.0	<b>57.050</b>	25
236	<b>Jordan Bester</b>	U of C	Calgary	1997	2.2	<b>10.900</b>	19-T	1.9	<b>4.200</b>	27	2.2	<b>10.600</b>	12	3.4	<b>11.800</b>	19-T	2.1	<b>9.350</b>	21-T	1.9	<b>7.950</b>	21	13.7	<b>54.800</b>	26
274	<b>Wyatt Tyndall</b>	Team Sask	Saskatchewan	1996	2.3	<b>10.950</b>	18	1.5	<b>5.000</b>	25	2.2	<b>10.550</b>	13-T	~	~	~	2.2	<b>10.650</b>	8	2.2	<b>8.400</b>	17	10.4	<b>45.550</b>	27
269	<b>Nolan Mitchell</b>	Victoria	Victoria	1996	~	~	~	~	~	~	~	~	~	~	~	~	~	~	~	~	~	~	~	~	~