









National Open

#	Name / Nom	Club	City	Vault Saut 			Bars Barres 			Beam Poutre 			Floor Sol 			All Around Total	
				A	Score	Rk	A	Score	Rk	A	Score	Rk	A	Score	Rk	Score	Rank
643	Nicole Pineau	Omega	0	5.0	14.100	1	5.2	12.050	1-T	4.8	12.750	9-T	5.3	13.300	1-T	52.200	1
628	Melissa Mann	Flicka	0	5.0	13.900	2	4.3	11.450	4	5.6	12.950	6-T	4.9	13.050	4	51.350	2
648	Kerensa Mitchell	Surrey	0	4.2	12.900	9	3.7	11.250	5	5.7	13.500	1	5.0	12.700	7-T	50.350	3
622	Seira Suzuki	Asahi-Seimei	0	4.0	12.966	7-T	3.8	10.650	11	5.4	13.350	3	5.2	13.300	1-T	50.266	4
650	Kaitlynn Urano	Surrey	0	4.4	13.300	5	4.2	12.050	1-T	5.1	12.100	13	4.9	12.800	5	50.250	5
632	Katie Muir	Kerrigan	0	4.4	13.333	4	3.7	10.400	14	4.7	12.950	6-T	4.3	12.700	7-T	49.383	6
629	Lauren Vysohld	Flicka	0	4.2	12.600	15-T	3.9	11.000	7	5.5	13.050	4-T	4.7	12.700	7-T	49.350	7
647	Chaynade Knowles	Surrey	0	4.6	13.366	3	3.7	11.150	6	4.9	11.950	15	4.6	12.750	6	49.216	8
642	Jessica Hoedel	Omega	0	4.4	12.200	24	4.8	11.800	3	5.2	12.800	8	5.2	12.300	13	49.100	9
638	Ariel Crawford	Marian	0	4.4	13.233	6	3.6	10.100	16-T	5.4	13.400	2	4.7	12.200	14-T	48.933	10
621	Ayako Sakata	Asahi-Seimei	0	4.2	12.866	10-T	4.1	10.050	18-T	4.3	13.050	4-T	4.3	12.050	18	48.016	11
644	Andrea Priala	Omega	0	4.0	12.733	14	4.0	10.050	18-T	4.3	12.000	14	5.0	13.150	3	47.933	12
646	Robyn Josefson	Port Alberni	0	4.2	12.500	19	3.2	10.900	8	5.4	12.400	12	4.1	11.900	19	47.700	13
626	Helen Cheung	Delta	0	4.2	12.800	13	2.8	10.500	12-T	4.5	11.550	17-T	4.2	12.450	11	47.300	14
639	Alison Hainc	Okanagan	0	4.6	12.866	10-T	3.7	9.350	23	4.5	12.500	11	4.5	12.200	14-T	46.916	15
641	Rachel Ebbett	Omega	0	4.2	12.466	20-T	3.6	10.250	15	4.5	12.750	9-T	4.0	10.950	23	46.416	16
637	Katie Wyper	Langley	0	3.8	12.533	18	2.4	10.100	16-T	4.3	11.350	21	3.7	12.200	14-T	46.183	17
630	Angela Walker	Flicka	0	4.6	12.966	7-T	3.4	10.850	9	4.8	10.300	26	4.0	11.800	20	45.916	18
635	Katie Geisler	Langley	0	4.0	12.566	17	3.1	9.600	20	4.9	11.550	17-T	4.4	11.750	21	45.466	19
634	Elan Fortin-Eglitis	Langley	0	4.4	12.166	25	2.8	9.550	21	5.2	11.550	17-T	4.5	12.150	17	45.416	20
620	Haruko Hasebe	Asahi-Seimei	0	4.0	11.900	26	3.8	9.300	24	4.5	11.050	23-T	4.3	12.700	7-T	44.950	21
625	Zoe Vanzuylekom	Club Aviva	0	3.8	12.433	23	3.4	9.050	25	4.0	11.050	23-T	4.3	12.350	12	44.883	22
640	Shaudy Beheshti	Omega	0	4.2	12.833	12	2.2	9.400	22	3.9	11.250	22	3.7	11.050	22	44.533	23
631	Emily Schultz	Katts	0	4.0	12.600	15-T	3.8	10.500	12-T	4.1	10.550	25	4.2	10.700	24	44.350	24
623	Jessica Blue	Campbell River	0	4.0	12.466	20-T	3.4	10.800	10	4.2	11.850	16	4.0	9.200	26	44.316	25
633	Jordan Orr	Kerrigan	0	4.0	12.466	20-T	3.1	7.550	26	4.3	11.550	17-T	4.2	10.450	25	42.016	26





National Novice

#	Name / Nom	Club	City	Vault Saut 			Bars Barres 			Beam Poutre 			Floor Sol 			All Around Total	
				A	Score	Rk	A	Score	Rk	A	Score	Rk	A	Score	Rk	Score	Rank
608	Alysa Samaratunga	Omega	0	4.1	12.90	5	4.8	13.65	1	6.6	13.85	2	5.7	14.25	2	54.65	1
609	Briannah Tsang	Omega	0	4.1	13.40	1	4.4	12.75	2	5.9	13.40	4	6.6	14.80	1	54.35	2
604	Taylor Ricci	Flicka	0	4.4	12.97	4	4.2	11.65	3	7.0	14.20	1	6.4	13.85	4-T	52.67	3
601	Dayna Weststeyn	Club Aviva	0	4.3	12.77	6	4.3	11.40	4-T	6.3	13.75	3	6.4	13.85	4-T	51.77	4
606	Tiara Kong	Omega	0	4.1	13.20	2	4.4	10.60	7	6.4	12.60	7	6.2	14.00	3	50.40	5
600	Nicole Chow	Club Aviva	0	4.1	13.03	3	3.8	11.05	6	5.8	12.85	5	4.8	13.40	6	50.33	6
607	Brianna Mameli	Omega	0	4.0	12.33	10	4.3	11.40	4-T	4.9	11.90	9	4.5	13.00	7	48.63	7
611	Shae Zamardi	Victoria	0	4.2	12.43	9	2.7	9.80	10	5.6	12.20	8	4.4	12.65	8	47.08	8
603	Emma Starko	Delta	0	4.0	12.13	11	2.3	9.55	11	4.8	12.75	6	4.6	12.35	10	46.78	9
602	Christa Brown	Delta	0	4.3	12.63	7	3.3	10.30	9	4.7	11.10	10	3.9	12.60	9	46.63	10
610	Andry Friesen	Twisters	0	4.3	12.50	8	4.8	10.35	8	5.0	11.00	11	3.5	10.75	11	44.60	11

CPN Elite

#	Name / Nom	Club	City	Vault Saut			Bars Barres			Beam Poutre			Floor Sol			All Around Total	
				A	Score	Rk	A	Score	Rk	A	Score	Rk	A	Score	Rk	Score	Rank
173	Emily Dunderdale	Omega	0	9.0	18.200	1	9.5	17.600	1	9.4	18.500	1	9.2	18.200	1	72.500	1
174	Carli Illingworth	Omega	0	9.0	18.050	2	8.1	16.750	2	8.9	17.400	2	9.1	18.100	2	70.300	2
175	Imogen Cosgrove	Victoria Gym	0	8.5	16.800	5	8.0	15.750	5	7.9	16.100	3	9.1	17.350	4	66.000	3
172	Adele Lefevre	Okanagan	0	8.5	17.300	4	9.0	16.100	3	8.0	16.090	4	7.5	16.500	5	65.990	4
176	Ashley Mandur	Victoria Gym	0	8.5	17.500	3	7.6	16.000	4	6.5	12.650	5	9.0	17.450	3	63.600	5

CPN Apire

#	Name / Nom	Club	City	Vault Saut 			Bars Barres 			Beam Poutre 			Floor Sol 			All Around Total	
				A	Score	Rk	A	Score	Rk	A	Score	Rk	A	Score	Rk	Score	Rank
157	Lauren Taylor	Omega	0	7.0	16.25	2	7.1	16.45	2-T	7.3	16.40	2	6.5	15.35	1	64.45	1
153	Kiara Kallio	Omega	0	7.0	15.65	8-T	7.0	16.30	4	7.3	16.50	1	6.5	15.20	2	63.65	2
159	Clair Kaji	Phoenix	0	7.0	16.40	1	7.0	16.50	1	6.4	16.10	4	5.5	14.30	9	63.30	3
151	Erin England	Omega	0	7.0	15.45	12-T	7.1	16.45	2-T	7.3	16.25	3	6.6	14.80	5	62.95	4
150	Makinli Handley	Okanagan	0	7.0	15.65	8-T	7.0	15.50	8-T	6.8	15.20	7	6.6	14.90	4	61.25	5
156	Tianna Stratton	Omega	0	7.0	15.80	6	7.1	15.85	5	6.1	14.20	9	6.6	14.65	6	60.50	6
158	Kristen Ho	Phoenix	0	7.0	15.95	5	6.8	15.80	6	5.6	14.15	10	6.5	14.50	8	60.40	7
161	Tara Yuen	Phoenix	0	7.0	16.00	4	6.6	15.45	10	6.3	14.65	8	6.6	14.10	12	60.20	8
168	Coral Strugnell	Victoria Gym	0	7.0	15.55	11	7.0	15.60	7	7.2	15.95	5	6.1	13.05	16	60.15	9
155	Christina Sgurakis	Omega	0	7.0	15.75	7	7.0	15.20	11	7.1	15.50	6	6.0	13.50	14-T	59.95	10
154	Odessa Rojen	Omega	0	7.0	16.05	3	7.0	15.50	8-T	7.0	13.00	14	6.5	15.05	3	59.60	11
165	Alyssa Balounev	Victoria Gym	0	7.0	15.40	14	7.0	14.90	14	5.8	13.80	11-T	6.5	14.55	7	58.65	12
162	Lina Goto	Prince George0		7.0	15.35	15	7.0	15.05	12	6.3	13.50	13	6.5	14.25	10-T	58.15	13
166	Talia Goodyear	Victoria Gym	0	7.0	15.45	12-T	7.0	15.00	13	4.8	11.35	16	6.0	13.75	13	55.55	14
164	Brooke Unger	Prince George0		7.0	15.60	10	4.2	11.00	16	6.3	13.80	11-T	6.5	14.25	10-T	54.65	15
163	Krystal Gregory	Prince George0		7.0	15.10	16	5.2	13.75	15	5.5	12.05	15	6.5	13.50	14-T	54.40	16





CPP5 Open

#	Name / Nom	Club	City	Vault Saut			Bars Barres			Beam Poutre			Floor Sol			All Around Total	
				A	Score	Rk	A	Score	Rk	A	Score	Rk	A	Score	Rk	Score	Rank
532	Kylie Macklin	Langley	0	4.5	13.250	4	3.9	11.650	2-T	3.4	11.850	5	4.0	12.450	3	49.200	1
533	Ali Jansen	Lions Pride	0	3.6	12.850	8	2.7	10.750	11	4.5	13.500	1	4.4	11.950	9	49.050	2
523	Kelsey Jensen	Campbell River	0	4.7	13.450	2	3.5	11.600	4	3.5	11.450	11	4.1	12.150	7-T	48.650	3
530	Anne Simpson	Katts	0	4.7	12.700	11-T	3.1	11.750	1	3.6	11.300	12	4.4	12.650	2	48.400	4
528	Naomi Fuglem	Falcon Gym	0	4.7	13.150	5	3.1	10.950	9-T	4.1	11.800	6	4.2	12.200	6	48.100	5-T
531	Amy Macklin	Langley	0	4.5	13.550	1	3.3	11.650	2-T	4.2	12.050	4	2.9	10.850	17	48.100	5-T
529	Amanda Dahlstedt	Harbour City	0	4.5	12.100	16	2.7	11.000	8	4.0	12.800	2	4.4	11.850	12	47.750	7
538	Kelly Masuhara	Richmond	0	4.7	12.900	7	3.0	10.500	13	3.4	11.750	7	4.2	12.350	4	47.500	8
539	Bryn Zomar	Splitz	0	4.5	12.250	15	3.9	11.100	7	4.3	12.100	3	4.1	11.900	10-T	47.350	9
535	Shaina Harms	Phoenix	0	4.7	12.800	9-T	3.5	10.350	14	3.7	11.700	8	3.9	12.300	5	47.150	10
522	Shoko Suzuki	Asahi-Seimei	0	4.7	13.300	3	3.2	11.200	6	4.2	11.100	14	4.0	10.800	18	46.400	11
537	Kassidy Woods	Prince George	0	3.6	12.800	9-T	2.9	10.100	16	3.1	9.500	20	4.8	13.050	1	45.450	12
526	Stephanie Bishop	Club Aviva	0	3.6	11.700	18	2.9	10.950	9-T	2.9	10.050	17	4.0	12.150	7-T	44.850	13
527	Katia Nicole Bobadilla	Club Aviva	0	4.5	12.350	14	2.7	10.600	12	4.1	9.800	18-T	3.9	11.900	10-T	44.650	14
536	Storm Garcia	Prince George	0	4.5	12.700	11-T	2.1	10.250	15	3.1	10.300	15	4.1	11.100	16	44.350	15
520	Yuika Ohno	Asahi-Seimei	0	2.8	12.050	17	2.5	9.250	17	3.1	11.500	10	3.7	11.500	13	44.300	16
524	Cassie Slugget	Campbell River	0	4.0	12.600	13	4.1	11.550	5	3.0	9.800	18-T	3.4	10.100	20	44.050	17
521	Saki Sugawara	Asahi-Seimei	0	2.8	11.500	19-T	1.7	7.950	19	2.7	11.650	9	3.2	11.150	15	42.250	18
534	Dana Lainchbury	Nanaimo	0	4.7	13.050	6	2.8	6.800	20	3.9	11.250	13	2.9	10.250	19	41.350	19
525	Selene Ballesteros	Club Aviva	0	4.7	11.500	19-T	2.1	8.150	18	3.8	10.250	16	3.3	11.350	14	41.250	20





CPP5 Novice

#	Name / Nom	Club	City	Vault Saut			Bars Barres			Beam Poutre			Floor Sol			All Around Total	
				A	Score	Rk	A	Score	Rk	A	Score	Rk	A	Score	Rk	Score	Rank
509	Karleena Hatch	Harbour City	0	3.6	12.20	10-T	3.3	11.55	3	4.2	12.50	3	4.6	13.05	4-T	49.30	1
504	Jennifer Lam	Club Aviva	0	4.7	13.35	3	2.6	9.65	12	4.4	12.80	1-T	4.9	13.45	2	49.25	2-T
514	Mia Angus	Twisters	0	4.5	12.85	6	3.1	10.95	4	4.1	12.40	4-T	4.5	13.05	4-T	49.25	2-T
512	Stephanie Sidwell	Langley	0	4.5	12.70	8	3.8	12.45	1	5.1	10.85	11	4.8	13.15	3	49.15	4
505	Janine Mereniuk	Club Aviva	0	4.8	13.45	2	3.5	11.80	2	4.2	10.30	14	4.9	13.55	1	49.10	5
506	Reilla Archibald	Flicka	0	4.7	13.00	4	3.2	10.65	5	5.3	12.80	1-T	4.6	12.25	11	48.70	6
510	Sidney Reist	Key City	0	4.8	13.85	1	3.2	9.20	14	4.4	11.70	8	4.1	12.60	7	47.35	7
511	Brooke Hansen	Langley	0	3.6	12.20	10-T	3.3	10.25	7-T	3.8	12.40	4-T	3.9	12.30	9-T	47.15	8
508	Remy Neumeyer	Flip City	0	4.5	12.80	7	2.9	10.00	9-T	4.4	11.75	7	3.8	11.85	12	46.40	9
507	Caroline Coons	Flicka	0	4.5	12.50	9	3.9	10.55	6	4.1	10.40	13	4.7	12.30	9-T	45.75	10
501	Yumi Iida	Asahi-Seimei	0	3.6	12.05	12-T	1.9	9.55	13	3.1	11.20	9	4.8	12.80	6	45.60	11
503	Misako Nagasaki	Asahi-Seimei	0	2.8	11.70	14	3.1	9.75	11	4.4	12.40	4-T	3.4	11.70	13	45.55	12
502	Rio Morizumi	Asahi-Seimei	0	2.8	12.05	12-T	3.2	10.25	7-T	3.9	10.45	12	3.8	12.35	8	45.10	13
513	Kelly Atamanchuk	Okanagan	0	4.7	12.90	5	2.2	9.10	15	3.6	11.05	10	4.0	11.40	14	44.45	14
500	Miwa Horiuchi	Asahi-Seimei	0	2.8	10.65	15	1.8	10.00	9-T	4.6	10.15	15	3.3	10.00	15	40.80	15

CPP5 Tyro

#	Name / Nom	Club	City	Vault Saut 			Bars Barres 			Beam Poutre 			Floor Sol 			All Around Total	
				A	Score	Rk	A	Score	Rk	A	Score	Rk	A	Score	Rk	Score	Rank
551	Gillian Hanemayer	Club Aviva	0	4.5	12.850	5-T	4.1	11.400	2	5.3	13.500	1	4.7	13.350	1	51.100	1
558	Taylor Oakley	Surrey	0	4.7	13.600	1	3.7	12.200	1	4.0	11.700	9-T	4.2	12.850	5	50.350	2
439	McKaylie Taverner	Splitz	0	4.5	12.850	5-T	1.8	10.050	6-T	4.7	13.300	2	4.0	12.500	6	48.700	3
552	Tamara O'Brien	Club Aviva	0	4.5	12.800	7	2.3	10.400	3	4.4	12.900	3	4.5	12.250	8	48.350	4
554	Shan Chung	Flicka	0	4.5	12.500	8-T	2.5	10.300	4	4.6	12.200	4	4.7	13.100	3	48.100	5
556	Tamara Kuno	Flicka	0	4.5	13.150	3	2.5	9.500	9	4.7	12.100	5-T	4.6	13.200	2	47.950	6
555	Sophia Delgiglio	Flicka	0	4.5	12.500	8-T	2.3	9.750	8	3.6	12.100	5-T	5.0	13.050	4	47.400	7
553	Savannah Rodney	Club Aviva	0	4.5	12.950	4	3.0	10.050	6-T	4.1	12.000	8	4.0	12.300	7	47.300	8
557	Pauline McCordic	Flicka	0	4.5	13.300	2	3.2	10.250	5	4.2	11.700	9-T	3.6	10.900	10	46.150	9
550	Jade Buford	Asahi-Seimei	0	2.8	11.750	10	1.8	9.050	10	4.4	12.100	5-T	3.3	11.750	9	44.650	10





CPP4 Open

#	Name / Nom	Club	City	Vault Saut 			Bars Barres 			Beam Poutre 			Floor Sol 			All Around Total	
				A	Score	Rk	A	Score	Rk	A	Score	Rk	A	Score	Rk	Score	Rank
428	Paige Frawley	Victoria	0	4.4	13.150	3	3.3	10.750	5	4.1	12.350	1	4.2	12.250	4-T	48.500	1
426	Laura Goncalves	Richmond	0	4.5	13.450	1	3.5	10.300	6	4.2	11.900	2-T	4.2	12.600	1	48.250	2
420	Meghan Fehr	Okanagan	0	4.4	12.350	8	3.8	11.600	2-T	3.4	11.900	2-T	3.5	12.100	6	47.950	3
417	Bailey Ross	Harbour City	0	4.5	12.850	4	3.4	10.850	4	3.7	11.600	5	4.0	12.350	2	47.650	4
423	Kayla Raimondo	Powell River	0	4.4	13.300	2	3.7	12.050	1	2.7	10.300	9	2.8	11.150	11	46.800	5
424	Katharyn Hanki	Prince George	0	3.7	12.550	6-T	3.5	11.600	2-T	3.1	10.700	7-T	3.9	11.400	10	46.250	6
419	Taelor Sandberg	Key City	0	3.7	12.800	5	3.7	10.000	7	3.5	11.050	6	3.7	11.850	8	45.700	7
415	Meghan Carr-Hilton	Club Aviva	0	4.4	12.300	9	2.1	9.550	9	3.4	11.700	4	3.7	11.800	9	45.350	8
418	Melissa Stull	Harbour City	0	3.7	12.100	10	3.6	9.600	8	3.5	10.050	11	3.8	12.300	3	44.050	9
425	Sarah Horswill	Prince George	0	3.7	12.550	6-T	2.3	8.350	12	3.6	10.700	7-T	4.4	12.250	4-T	43.850	10
422	Julie Mckenzie	Powell River	0	3.7	11.950	11	2.2	8.800	10	2.9	10.250	10	3.8	11.900	7	42.900	11
421	Kierra Jones	Powell River	0	3.5	11.700	12	2.3	8.750	11	2.4	9.500	12	3.1	10.650	12	40.600	12





CPP4 Novice

#	Name / Nom	Club	Cit	Vault Saut			Bars Barres			Beam Poutre			Floor Sol			All Around Total	
				A	Score	Rk	A	Score	Rk	A	Score	Rk	A	Score	Rk	Score	Rank
401	Mallory Pope	Delta	0	4.4	13.00	3-T	4.0	12.20	4	3.2	11.65	4-T	4.3	13.10	3	49.95	1
403	Jennifer Chew	Flicka	0	4.4	13.00	3-T	3.8	12.40	3	4.3	11.65	4-T	4.4	12.35	5	49.40	2
406	Emily Crichton	Okanagan	0	4.4	12.05	7-T	4.5	13.35	1	3.7	11.25	8	3.9	11.95	8	48.60	3
400	Jessica Dennis	Club Aviva	0	4.4	13.45	1	2.3	9.80	10	4.4	12.05	3	4.4	13.25	1	48.55	4
404	Rae Failing	Flicka	0	4.4	13.10	2	4.1	11.25	7	4.3	11.60	6	4.3	12.15	7	48.10	5
410	Rene Jendral	Splitz	0	3.7	12.70	5	3.7	12.55	2	3.1	9.55	10	4.4	13.20	2	48.00	6
405	Maddie Best	Flip City	0	4.4	12.50	6	4.0	10.45	9	3.8	12.20	1	4.3	12.40	4	47.55	7
408	Tesia Kerr	Prince George	0	2.9	11.75	10	3.6	11.90	6	3.6	11.50	7	3.9	11.90	9	47.05	8
402	Zoe Sarafis	Delta	0	2.9	11.15	11	3.7	12.00	5	3.6	12.15	2	3.4	10.85	10	46.15	9
411	Alexis Martin	Twisters	0	3.7	11.90	9	3.6	10.90	8	3.5	10.50	9	4.2	12.25	6	45.55	10
409	Stephanie Bandstra	Smithers Saultos	0	3.7	12.05	7-T	2.6	8.10	11	3.5	9.15	11	3.7	10.80	11	40.10	11

CPP4 Tyro

#	Name / Nom	Club	City	Vault Saut 			Bars Barres 			Beam Poutre 			Floor Sol 			All Around Total	
				A	Score	Rk	A	Score	Rk	A	Score	Rk	A	Score	Rk	Score	Rank
432	Maya Rahn	Lions Pride	0	4.4	13.350	1	3.5	11.700	5-T	3.7	12.000	3	4.5	12.700	1	49.750	1
435	Elizabeth Fingler	Omega	0	4.4	12.700	3-T	4.0	12.800	1	3.9	11.950	4	3.8	11.950	8	49.400	2
433	Tiffany Sewell	Okanagan	0	4.4	12.550	5	3.9	11.350	9	4.5	13.400	1	3.9	12.050	7	49.350	3
170	Chicago Baines	Lions Pride	0	4.4	12.700	3-T	3.7	12.250	2	4.0	11.750	5	4.4	12.400	2-T	49.100	4
438	Madison Sader	Splitz	0	2.9	12.250	6	3.5	12.000	4	3.3	11.650	7	3.7	12.300	4	48.200	5
434	Alison Watters	Okanagan	0	4.4	12.800	2	4.4	12.050	3	3.8	10.950	10	3.9	11.700	9	47.500	6
437	Sarah Formosa	Splitz	0	2.9	11.900	8	3.2	11.450	8	3.6	10.850	11	3.7	12.250	5-T	46.450	7
440	Kendra Hromek	Twisters	0	3.7	11.850	9	3.2	9.900	10	4.2	12.400	2	4.3	12.250	5-T	46.400	8
430	Mika Delgiglio	Flicka	0	2.9	11.700	10	4.0	11.500	7	3.3	11.400	8	3.4	11.500	10	46.100	9
436	Jasmine Lane	Omega	0	4.4	11.650	11	3.5	11.700	5-T	4.0	11.250	9	4.0	11.400	11	46.000	10
441	Samantha Motola	Twisters	0	3.7	12.100	7	2.7	8.200	11	4.2	11.700	6	4.1	12.400	2-T	44.400	11

CPP3 Novice

#	Name / Nom	Club	City	Vault Saut 			Bars Barres 			Beam Poutre 			Floor Sol 			All Around Total	
				A	Score	Rk	A	Score	Rk	A	Score	Rk	A	Score	Rk	Score	Rank
327	Alyssa Leblond	Falcon	0	4.0	12.80	3-T	3.9	12.90	1	4.1	11.35	11-T	4.1	12.20	8	49.25	1
347	Robin White	Victoria	0	3.2	11.90	12	3.4	11.85	4	4.0	12.05	3	4.0	12.50	3	48.30	2
322	Samantha Lo	Delta	0	4.0	12.70	5	2.8	11.40	8	3.9	11.90	4	3.7	12.15	9-T	48.15	3
336	Hope King	Lions Pride	0	4.0	13.00	2	2.5	11.00	12-T	3.2	10.85	17-T	4.1	12.75	1	47.60	4-T
323	Sara Marlowe	Delta	0	3.2	11.60	19-T	2.4	11.25	10	4.0	12.60	1	3.9	12.15	9-T	47.60	4-T
328	Kinsey Fehlhaber	Flip City	0	3.6	12.30	7-T	2.9	11.50	5-T	3.1	11.45	8-T	3.8	11.95	11	47.20	6
321	Alex Phillips-Taylor	Club Aviva	0	4.0	12.10	10-T	2.7	10.90	15	3.4	11.45	8-T	4.0	12.70	2	47.15	7-T
346	Amanda Jordan	Twisters	0	4.0	12.30	7-T	2.6	11.05	11	3.2	11.35	11-T	3.9	12.45	4-T	47.15	7-T
333	Jennifer Hayashi	Katts	0	4.0	12.80	3-T	2.9	11.50	5-T	2.9	11.25	15	3.3	11.50	17	47.05	9
320	Kayla Morton	Campbell Rive	0	4.0	13.10	1	3.2	11.90	3	2.7	10.70	19	3.1	11.25	20-T	46.95	10
329	Megan Boyd	Harbour City	0	4.0	12.60	6	2.7	11.00	12-T	4.0	11.35	11-T	4.0	11.90	12	46.85	11
337	Monica Commentucci	Nanaimo	0	3.2	11.80	13-T	3.3	10.75	16	3.2	11.75	6	4.0	12.45	4-T	46.75	12
334	Tatianna Landry	Katts	0	3.4	11.80	13-T	3.2	11.95	2	2.9	11.10	16	3.8	11.70	13-T	46.55	13
339	Sydney Punt	Nanaimo	0	4.0	11.70	18	3.4	11.35	9	3.2	11.80	5	3.6	11.60	15-T	46.45	14
330	Katie McAneely	Harbour City	0	3.2	12.10	10-T	2.5	10.55	18	3.7	10.85	17-T	3.9	12.45	4-T	45.95	15
324	Hannah Rusak-Gillrie	Delta	0	3.2	11.20	23	2.4	11.50	5-T	3.0	11.40	10	3.8	11.60	15-T	45.70	16
325	Nicki Vandersluys	Duncan Dyn	0	3.4	11.80	13-T	2.5	10.45	21	3.0	10.15	22	4.1	12.30	7	44.70	17
326	Annalise Bruton Joe	Falcon	0	3.2	11.30	22	2.4	10.50	19-T	3.9	11.55	7	4.0	11.25	20-T	44.60	18
331	Shyla Saunders	Harbour City	0	3.2	11.80	13-T	2.6	10.95	14	2.7	9.65	23	4.0	11.45	18-T	43.85	19
335	Julia Skitcko	Kitimat Dyn	0	3.2	11.80	13-T	2.4	8.65	24	3.8	11.30	14	3.6	11.70	13-T	43.45	20
343	Alannah McCormick	Prince George	0	3.2	11.60	19-T	2.6	9.95	23	2.8	10.40	20	3.8	11.45	18-T	43.40	21
344	Mikayla Levy	Smithers Saul	0	3.2	11.50	21	2.4	10.50	19-T	2.1	9.40	24	3.0	11.15	22	42.55	22
342	Aleisha McCabe	Prince George	0	3.2	10.40	24	2.8	10.70	17	3.0	10.20	21	3.2	10.75	23	42.05	23
407	Christina Marr	Phoenix	0	3.4	12.20	9	2.6	10.25	22	3.6	12.25	2	~			34.70	24

CPP3 Tyro





#	Name / Nom	Club	City	Vault Saut			Bars Barres			Beam Poutre			Floor Sol			All Around Total	
				A	Score	Rk	A	Score	Rk	A	Score	Rk	A	Score	Rk	Score	Rank
191	Sae Horikawa	Asahi-Seimei	0	3.2	12.80	3	3.9	12.65	1	3.1	12.20	6-T	2.9	12.40	17-T	50.05	1
356	Caleigh Mayer	Club Aviva	0	4.0	12.95	2	2.9	11.35	12	3.9	12.30	3	3.9	13.35	1	49.95	2
384	Indianna Letkemann	Twisters	0	4.0	11.75	23	3.7	12.15	4	3.7	12.00	8	4.0	12.90	7-T	48.80	3
385	Marquita Renaerts	Twisters	0	4.0	11.35	32-T	3.8	12.35	2	4.0	11.70	11-T	4.1	13.25	2	48.65	4-T
363	Samantha Morrison	Falcon	0	3.6	12.20	9	3.6	11.95	5-T	4.0	11.50	16	4.0	13.00	4	48.65	4-T
362	Musa Heinen	Falcon	0	3.2	12.35	5	3.9	12.25	3	4.1	11.90	9	4.1	11.95	22	48.45	6
383	Miranda Gregory	Splitz	0	3.2	12.50	4	2.6	10.55	22-T	4.0	12.40	2	4.0	12.40	17-T	47.85	7
190	Nana Egura	Asahi-Seimei	0	3.2	12.25	6-T	3.7	11.40	11	3.5	12.20	6-T	2.9	11.90	23-T	47.75	8
374	Leanne Perrich	Key City	0	3.2	12.10	10-T	3.4	11.70	8-T	3.9	10.95	23	4.0	12.90	7-T	47.65	9
361	Micaylla Broadway	Duncan Dyn	0	4.0	12.10	10-T	3.0	10.00	29	3.7	12.25	4-T	4.0	13.10	3	47.45	10
357	Annabel Rawson	Club Aviva	0	4.0	13.10	1	3.3	10.60	20-T	3.7	10.75	25	3.8	12.95	5-T	47.40	11
364	Lindsay Peacock	Falcon	0	4.0	11.90	20	3.3	11.50	10	4.0	11.15	20	4.0	12.70	10-T	47.25	12
371	Elaina Barale	Harbour City	0	3.2	12.00	14-T	3.2	10.50	24	3.7	12.25	4-T	3.8	12.30	19-T	47.05	13
372	Megan Humphrey	Harbour City	0	4.0	12.25	6-T	3.1	10.95	13	3.2	11.20	19	3.7	12.45	16	46.85	14-T
358	Emily Robinson	Club Aviva	0	3.4	12.00	14-T	3.3	11.70	8-T	2.9	11.00	21-T	3.6	12.15	21	46.85	14-T
359	Cassidy Pearson	Delta	0	3.2	11.45	28-T	2.8	10.85	15	3.4	11.65	14-T	3.7	12.85	9	46.80	16-T
350	Breanne Kerr	Lions Pride	0	3.2	11.65	25	3.8	11.95	5-T	3.4	10.90	24	3.6	12.30	19-T	46.80	16-T
353	Neala Cameron	Campbell Rive	0	3.2	11.70	24	3.5	11.80	7	3.5	11.70	11-T	3.5	11.50	30	46.70	18
376	Stefanie Talboys	Nanaimo	0	3.2	11.40	30-T	2.5	10.55	22-T	3.2	11.70	11-T	4.0	12.95	5-T	46.60	19
360	Maria Starko	Delta	0	3.2	11.55	26	2.8	10.90	14	3.5	11.45	17	3.6	12.50	15	46.40	20
368	Ayla Marji	Flicka	0	3.6	11.95	17-T	2.6	10.10	28	3.6	11.00	21-T	4.1	12.65	12	45.70	21-T
355	Ariana Gomes	Club Aviva	0	3.4	11.80	21-T	2.7	9.60	31	3.6	11.75	10	3.7	12.55	13-T	45.70	21-T
365	Hannah Brown	Flicka	0	3.6	11.95	17-T	2.8	10.25	26	3.5	10.50	26	4.0	12.70	10-T	45.40	23-T
382	Danielle Celentano	Splitz	0	3.2	11.95	17-T	2.8	10.60	20-T	3.5	10.30	28	4.1	12.55	13-T	45.40	23-T
352	Kyra Boulding	Campbell Rive	0	3.2	12.10	10-T	2.2	10.65	17-T	3.4	11.65	14-T	3.2	11.00	32-T	45.40	23-T
351	Miki Sugawara	Asahi-Seimei	0	3.2	12.05	13	2.4	9.20	32-T	3.0	11.40	18	2.9	11.80	26-T	44.45	26
380	Shayna McCormick	Prince George	0	3.2	11.80	21-T	2.4	10.65	17-T	3.2	10.20	29	3.9	11.60	29	44.25	27
370	Emily Fearon	Flip City	0	3.2	11.15	35	2.5	7.90	36	3.9	12.55	1	3.3	11.80	26-T	43.40	28

Twisters Invitational 2008 WAG
Courtesy of Gym-Score-Depot.ca

Session 5 (Panel A) - Friday Afternoon

Twisters Gymnastics Club ~ Abbotsford, BC ~ Friday March 7, 2008

CPP3 Tyro

#	Name / Nom	Club	City	Vault Saut 			Bars Barres 			Beam Poutre 			Floor Sol 			All Around Total	
				A	Score	Rk	A	Score	Rk	A	Score	Rk	A	Score	Rk	Score	Rank
379	Shanti Leblanc	Okanagan	0	3.2	11.40	30-T	2.2	10.20	27	2.1	9.80	32	3.4	11.85	25	43.25	29
373	Rebecca Jay	Kerrigan	0	3.2	12.25	6-T	2.7	10.30	25	2.8	9.65	33	2.8	10.65	34-T	42.85	30
377	Madison Arnold	Okanagan	0	3.2	11.45	28-T	2.2	10.65	17-T	2.4	9.30	35	3.3	11.35	31	42.75	31
367	Geneva Frampton	Flicka	0	3.2	11.50	27	2.4	9.75	30	4.1	9.50	34	3.8	11.90	23-T	42.65	32
366	Maurina Clement	Flicka	0	3.2	10.85	36	2.4	8.70	34	3.3	10.00	31	3.6	11.75	28	41.30	33
375	Kenna Sweet	Kitimat Dyn	0	3.2	11.35	32-T	1.7	8.20	35	3.6	10.10	30	3.1	10.65	34-T	40.30	34
354	Sheridan Davis	Cariboo Chilc	0	3.2	12.00	14-T	2.4	9.20	32-T	3.3	8.05	36	3.3	11.00	32-T	40.25	35
378	Stephanie Hill	Okanagan	0	3.2	11.30	34	2.3	10.75	16	2.6	10.40	27	~			32.45	36

CPP3 Tyro





#	Name / Nom	Club	City	Vault Saut			Bars Barres			Beam Poutre			Floor Sol			All Around Total	
				A	Score	Rk	A	Score	Rk	A	Score	Rk	A	Score	Rk	Score	Rank
191	Sae Horikawa	Asahi-Seimei	0	3.2	12.80	3	3.9	12.65	1	3.1	12.20	6-T	2.9	12.40	17-T	50.05	1
356	Caleigh Mayer	Club Aviva	0	4.0	12.95	2	2.9	11.35	12	3.9	12.30	3	3.9	13.35	1	49.95	2
384	Indianna Letkemann	Twisters	0	4.0	11.75	23	3.7	12.15	4	3.7	12.00	8	4.0	12.90	7-T	48.80	3
385	Marquita Renaerts	Twisters	0	4.0	11.35	32-T	3.8	12.35	2	4.0	11.70	11-T	4.1	13.25	2	48.65	4-T
363	Samantha Morrison	Falcon	0	3.6	12.20	9	3.6	11.95	5-T	4.0	11.50	16	4.0	13.00	4	48.65	4-T
362	Musa Heinen	Falcon	0	3.2	12.35	5	3.9	12.25	3	4.1	11.90	9	4.1	11.95	22	48.45	6
383	Miranda Gregory	Splitz	0	3.2	12.50	4	2.6	10.55	22-T	4.0	12.40	2	4.0	12.40	17-T	47.85	7
190	Nana Egura	Asahi-Seimei	0	3.2	12.25	6-T	3.7	11.40	11	3.5	12.20	6-T	2.9	11.90	23-T	47.75	8
374	Leanne Perrich	Key City	0	3.2	12.10	10-T	3.4	11.70	8-T	3.9	10.95	23	4.0	12.90	7-T	47.65	9
361	Micaylla Broadway	Duncan Dyn	0	4.0	12.10	10-T	3.0	10.00	29	3.7	12.25	4-T	4.0	13.10	3	47.45	10
357	Annabel Rawson	Club Aviva	0	4.0	13.10	1	3.3	10.60	20-T	3.7	10.75	25	3.8	12.95	5-T	47.40	11
364	Lindsay Peacock	Falcon	0	4.0	11.90	20	3.3	11.50	10	4.0	11.15	20	4.0	12.70	10-T	47.25	12
371	Elaina Barale	Harbour City	0	3.2	12.00	14-T	3.2	10.50	24	3.7	12.25	4-T	3.8	12.30	19-T	47.05	13
372	Megan Humphrey	Harbour City	0	4.0	12.25	6-T	3.1	10.95	13	3.2	11.20	19	3.7	12.45	16	46.85	14-T
358	Emily Robinson	Club Aviva	0	3.4	12.00	14-T	3.3	11.70	8-T	2.9	11.00	21-T	3.6	12.15	21	46.85	14-T
359	Cassidy Pearson	Delta	0	3.2	11.45	28-T	2.8	10.85	15	3.4	11.65	14-T	3.7	12.85	9	46.80	16-T
350	Breanne Kerr	Lions Pride	0	3.2	11.65	25	3.8	11.95	5-T	3.4	10.90	24	3.6	12.30	19-T	46.80	16-T
353	Neala Cameron	Campbell Rive	0	3.2	11.70	24	3.5	11.80	7	3.5	11.70	11-T	3.5	11.50	30	46.70	18
376	Stefanie Talboys	Nanaimo	0	3.2	11.40	30-T	2.5	10.55	22-T	3.2	11.70	11-T	4.0	12.95	5-T	46.60	19
360	Maria Starko	Delta	0	3.2	11.55	26	2.8	10.90	14	3.5	11.45	17	3.6	12.50	15	46.40	20
368	Ayla Marji	Flicka	0	3.6	11.95	17-T	2.6	10.10	28	3.6	11.00	21-T	4.1	12.65	12	45.70	21-T
355	Ariana Gomes	Club Aviva	0	3.4	11.80	21-T	2.7	9.60	31	3.6	11.75	10	3.7	12.55	13-T	45.70	21-T
365	Hannah Brown	Flicka	0	3.6	11.95	17-T	2.8	10.25	26	3.5	10.50	26	4.0	12.70	10-T	45.40	23-T
382	Danielle Celentano	Splitz	0	3.2	11.95	17-T	2.8	10.60	20-T	3.5	10.30	28	4.1	12.55	13-T	45.40	23-T
352	Kyra Boulding	Campbell Rive	0	3.2	12.10	10-T	2.2	10.65	17-T	3.4	11.65	14-T	3.2	11.00	32-T	45.40	23-T
351	Miki Sugawara	Asahi-Seimei	0	3.2	12.05	13	2.4	9.20	32-T	3.0	11.40	18	2.9	11.80	26-T	44.45	26
380	Shayna McCormick	Prince George	0	3.2	11.80	21-T	2.4	10.65	17-T	3.2	10.20	29	3.9	11.60	29	44.25	27
370	Emily Fearon	Flip City	0	3.2	11.15	35	2.5	7.90	36	3.9	12.55	1	3.3	11.80	26-T	43.40	28

Twisters Invitational 2008 WAG
Courtesy of Gym-Score-Depot.ca

Session 5 (Panel A) - Friday Afternoon

Twisters Gymnastics Club ~ Abbotsford, BC ~ Friday March 7, 2008

CPP3 Tyro





#	Name / Nom	Club	City	Vault Saut 			Bars Barres 			Beam Poutre 			Floor Sol 			All Around Total	
				A	Score	Rk	A	Score	Rk	A	Score	Rk	A	Score	Rk	Score	Rank
379	Shanti Leblanc	Okanagan	0	3.2	11.40	30-T	2.2	10.20	27	2.1	9.80	32	3.4	11.85	25	43.25	29
373	Rebecca Jay	Kerrigan	0	3.2	12.25	6-T	2.7	10.30	25	2.8	9.65	33	2.8	10.65	34-T	42.85	30
377	Madison Arnold	Okanagan	0	3.2	11.45	28-T	2.2	10.65	17-T	2.4	9.30	35	3.3	11.35	31	42.75	31
367	Geneva Frampton	Flicka	0	3.2	11.50	27	2.4	9.75	30	4.1	9.50	34	3.8	11.90	23-T	42.65	32
366	Maurina Clement	Flicka	0	3.2	10.85	36	2.4	8.70	34	3.3	10.00	31	3.6	11.75	28	41.30	33
375	Kenna Sweet	Kitimat Dyn	0	3.2	11.35	32-T	1.7	8.20	35	3.6	10.10	30	3.1	10.65	34-T	40.30	34
354	Sheridan Davis	Cariboo Chilc	0	3.2	12.00	14-T	2.4	9.20	32-T	3.3	8.05	36	3.3	11.00	32-T	40.25	35
378	Stephanie Hill	Okanagan	0	3.2	11.30	34	2.3	10.75	16	2.6	10.40	27	~			32.45	36

Twisters Invitational 2008 WAG
Courtesy if Gym-Score-Depot.ca

Session 3 (Panel A) - Thursday Evening

Twisters Gymnastics Club ~ Abbotsford, BC ~ Thur

CPP3 Argo





#	Name / Nom	Club	City	Vault Saut 			Bars Barres 			Beam Poutre 			Floor Sol 			All Around Total	
				A	Score	Rk	A	Score	Rk	A	Score	Rk	A	Score	Rk	Score	Rank
199	Ashlynn Skulstad	Twisters	0	3.2	12.100	2	3.7	11.800	1	4.1	13.000	1	3.9	12.300	3	49.200	1
196	Makaila Lapointe	Twisters	0	3.2	11.900	5	3.8	11.550	2	3.9	11.200	7	4.1	12.850	1	47.500	2
192	Danae Wright	Delta	0	3.2	12.050	3-T	3.1	10.200	5	4.0	11.800	3	3.6	12.150	4	46.200	3
194	Joanna Coons	Flicka	0	3.2	12.050	3-T	3.3	10.700	3	3.6	11.350	6	3.4	11.800	5	45.900	4
198	Katrina Penner	Twisters	0	3.2	11.300	7	2.1	9.450	7	3.0	11.950	2	3.4	12.400	2	45.100	5
197	Shayla Ogloff	Twisters	0	4.0	12.350	1	3.0	10.400	4	3.4	11.500	5	1.6	10.550	7	44.800	6
193	Breece Austin	Flicka	0	3.2	11.550	6	2.9	9.800	6	4.1	11.650	4	3.9	11.650	6	44.650	7

Twisters Invitational 2008 WAG
Courtesy if Gym-Score-Depot.ca





Session 3 (Panel A) - Thursday Evening

Twisters Gymnastics Club ~ Abbotsford, BC ~ Th

CPP2 Open

#	Name / Nom	Club	City	Vault Saut 			Bars Barres 			Beam Poutre 			Floor Sol 			All Around Total	
				A	Score	Rk	A	Score	Rk	A	Score	Rk	A	Score	Rk	Score	Rank
180	Karlie Dahms	Harbour City	0	3.5	12.300	2	3.5	11.850	4	3.6	11.750	1	3.7	11.700	4	47.600	1
184	Kaycie Sjodin	KATTS	0	3.5	12.600	1	3.7	12.100	2	2.5	11.000	2	3.7	11.850	2	47.550	2
182	Justine Reitan	Harbour City	0	3.5	12.100	3	3.4	12.350	1	2.8	10.400	3	3.7	12.550	1	47.400	3
183	Chynna Sherling	Harbour City	0	3.5	11.900	4	3.1	12.050	3	2.5	9.300	5	3.7	11.650	5	44.900	4
181	Sydney Dahms	Harbour City	0	3.5	11.600	5	3.2	11.250	5	2.8	9.950	4	3.5	11.800	3	44.600	5





CPP2 Novice

#	Name / Nom	Club	City	Vault Saut 			Bars Barres 			Beam Poutre 			Floor Sol 			All Around Total	
				A	Score	Rk	A	Score	Rk	A	Score	Rk	A	Score	Rk	Score	Rank
204	Paris Abraham-Harrison	Kamloops Gyr	0	3.5	12.40	2	3.7	12.20	1	3.6	11.60	4	3.7	12.55	2	48.75	1
203	Brooke Ross	Harbour City	0	3.5	11.75	5-T	3.1	11.30	3	3.6	12.05	2	3.7	12.45	3	47.55	2-T
201	Cara Mayer	Club Aviva	0	3.5	12.10	3	3.5	11.75	2	3.4	11.65	3	3.7	12.05	4	47.55	2-T
200	Kimberley Howard	Club Aviva	0	3.5	11.80	4	3.0	10.95	5	2.8	11.15	5	3.7	12.70	1	46.60	4
205	Paige Sasyniuk	Katts	0	3.5	11.70	7	1.7	9.55	8	3.6	12.10	1	3.7	11.55	5	44.90	5
207	Raven Miles	Splitz	0	3.5	12.50	1	2.5	10.30	7	2.8	10.15	6	3.7	11.30	6	44.25	6
202	Amber Mayzes	Harbour City	0	3.5	11.75	5-T	2.9	10.90	6	2.3	9.65	7	3.3	11.15	7	43.45	7
206	Hayley Nedland	Kitimat Dyn.	0	3.5	9.35	8	2.9	11.20	4	2.0	9.30	8	3.3	10.40	8	40.25	8





CPP2 Tyro

#	Name / Nom	Club	City	Vault Saut			Bars Barres			Beam Poutre			Floor Sol			All Around Total	
				A	Score	Rk	A	Score	Rk	A	Score	Rk	A	Score	Rk	Score	Rank
482	Amy Dang	Omega	0	3.5	12.50	1-T	3.5	12.30	4	3.6	11.80	11-T	3.7	12.70	2	49.30	1
451	Alexa McPhee	Club Aviva	0	3.5	12.25	10-T	3.5	11.85	12-T	3.6	11.80	11-T	3.7	13.15	1	49.05	2
462	Abbie Bouchier-Willans	Glacier	0	3.5	12.10	14-T	2.9	11.90	8-T	3.6	12.35	2-T	3.7	12.60	4	48.95	3
455	Kaitlyn Buehler	Delta	0	3.5	12.40	5-T	3.5	12.15	6	3.6	12.15	6	3.7	12.10	16-T	48.80	4
463	Annie Plant	Glacier	0	3.5	12.10	14-T	3.2	12.25	5	3.3	11.80	11-T	3.7	12.55	5-T	48.70	5
475	Lauren Wotton	Katts	0	3.5	12.25	10-T	3.5	12.45	1-T	3.7	12.30	4-T	3.6	11.50	30	48.50	6
490	Rachel Wong	Splitz	0	3.5	12.30	8-T	3.7	12.45	1-T	3.6	11.20	21	3.7	12.50	7-T	48.45	7
459	Taylor Burt Lake	Flicka	0	3.5	12.10	14-T	3.7	11.55	18-T	3.7	12.30	4-T	3.7	12.25	15	48.20	8
487	Hiroka Takeuchi	Splitz	0	3.5	11.60	26-T	3.5	11.55	18-T	3.4	12.55	1	3.7	12.40	10-T	48.10	9
477	Lauryn Savage	Key City	0	3.5	11.95	19-T	3.1	11.90	8-T	3.4	11.80	11-T	3.7	12.35	13-T	48.00	10
469	Avery Valerio	Harbour City	0	3.5	12.50	1-T	3.2	11.45	21-T	3.6	11.90	9	3.7	12.05	19-T	47.90	11
488	Sidney Van Drimmelen	Splitz	0	3.5	12.35	7	3.0	11.20	26	3.4	11.70	17	3.7	12.55	5-T	47.80	12
476	Jayleen Lim	Key City	0	3.5	12.40	5-T	2.9	11.90	8-T	3.4	11.10	22-T	3.7	12.35	13-T	47.75	13
460	Erica Eng	Flicka	0	3.5	12.00	18	3.5	11.85	12-T	3.6	11.75	15-T	3.7	12.10	16-T	47.70	14
465	Cassidy Dahms	Harbour City	0	3.5	11.80	22	2.9	11.85	12-T	3.7	11.55	19	3.7	12.45	9	47.65	15-T
464	Caitlyn Brooks	Harbour City	0	3.5	11.90	21	2.9	11.25	25	3.7	12.10	7	3.7	12.40	10-T	47.65	15-T
450	Deanna Lee	Club Aviva	0	3.5	11.95	19-T	3.0	11.45	21-T	3.4	11.65	18	3.7	12.50	7-T	47.55	17
480	Cassidy Stagg	Nanaimo	0	3.5	12.05	17	3.5	12.45	1-T	2.9	10.90	25	3.7	11.95	24-T	47.35	18
474	Shania McKay	Katts	0	3.5	11.60	26-T	2.9	11.70	15-T	3.4	12.00	8	3.5	11.90	26-T	47.20	19
486	Gabby Schnitzer	Splitz	0	3.5	12.50	1-T	3.0	11.90	8-T	2.4	10.05	32	3.7	12.40	10-T	46.85	20
485	Kisha Gatchalian	Splitz	0	3.5	12.30	8-T	3.2	11.70	15-T	2.2	10.00	33	3.7	12.65	3	46.65	21-T
458	Kaitlynn Woodard	Duncan Dyn	0	3.5	11.60	26-T	3.5	11.60	17	3.6	12.35	2-T	3.2	11.10	32	46.65	21-T
457	Rachel Boudreau	Duncan Dyn	0	3.5	12.45	4	3.5	10.75	30	3.0	11.30	20	3.7	12.05	19-T	46.55	23-T
453	Caitlin Klostermann	Delta	0	3.5	12.15	12-T	3.2	11.35	23	3.4	11.10	22-T	3.7	11.95	24-T	46.55	23-T
484	Autumn Davidson	Splitz	0	3.5	12.15	12-T	2.3	9.90	34	3.6	11.85	10	3.7	12.10	16-T	46.00	25





CPP2 Tyro

#	Name / Nom	Club	City	Vault Saut 			Bars Barres 			Beam Poutre 			Floor Sol 			All Around Total	
				A	Score	Rk	A	Score	Rk	A	Score	Rk	A	Score	Rk	Score	Rank
467	Gabrielle Soucy	Harbour City	0	3.5	11.55	30-T	2.9	10.70	31	3.1	11.75	15-T	3.4	11.90	26-T	45.90	26
483	Ariana Farkhondeh	Omega	0	3.5	11.65	24-T	3.0	11.30	24	2.9	10.40	29-T	3.5	12.00	22-T	45.35	27-T
470	Kearah Ward	Harbour City	0	3.5	11.55	30-T	2.9	11.50	20	3.6	10.50	28	3.7	11.80	28	45.35	27-T
452	Courtney Sanchez	Club Aviva	0	3.5	11.65	24-T	3.0	10.95	28	3.1	10.35	31	3.7	12.00	22-T	44.95	29
481	April Turnbull	Nanaimo	0	3.5	11.35	32	3.5	11.95	7	3.4	9.90	34	3.2	11.25	31	44.45	30
468	Carina Taylor	Harbour City	0	3.5	11.10	33	2.6	10.90	29	3.3	10.70	27	3.7	11.60	29	44.30	31-T
479	Nora Loyst	Nanaimo	0	3.5	11.70	23	3.5	11.05	27	2.8	10.85	26	2.7	10.70	34	44.30	31-T
473	Mercedes Malana	Kamloops	0	3.5	11.60	26-T	1.9	9.95	33	2.6	10.40	29-T	3.7	12.05	19-T	44.00	33
471	Taryn Zurbrigg	Harbour City	0	3.5	10.80	34	2.9	10.65	32	2.9	10.95	24	3.3	10.90	33	43.30	34





CPP2 Argo

#	Name / Nom	Club	City	Vault Saut 			Bars Barres 			Beam Poutre 			Floor Sol 			All Around Total	
				A	Score	Rk	A	Score	Rk	A	Score	Rk	A	Score	Rk	Score	Rank
285	Jaelyn Ferrara	Omega	0	3.5	12.80	1	3.5	12.60	2-T	3.6	11.80	7-T	3.7	12.70	1	49.90	1
287	Kassidy Kask	Omega	0	3.5	12.40	7-T	3.5	12.25	7	3.6	12.20	3	3.7	12.50	3-T	49.35	2
272	Julie Bolko	Key City	0	3.5	12.20	11-T	3.2	11.95	11	3.6	12.30	1-T	3.7	12.40	6	48.85	3
274	Emily Penner	Key City	0	3.5	12.00	14-T	3.7	12.55	5-T	3.6	11.90	5-T	3.7	12.10	10-T	48.55	4
266	Madisen Whelband	Flip City	0	3.5	11.60	24-T	3.5	12.60	2-T	3.2	11.70	12-T	3.7	12.50	3-T	48.40	5-T
273	Mackenzie Lightburn	Key City	0	3.5	12.70	2-T	2.9	12.00	10	3.1	11.70	12-T	3.7	12.00	13-T	48.40	5-T
271	Shannon Young	KATTS	0	3.5	11.80	18-T	3.7	12.20	8-T	3.4	11.90	5-T	3.7	12.00	13-T	47.90	7
282	Nikki Pavia	Okanagan	0	3.5	11.80	18-T	2.9	11.80	15-T	2.9	11.80	7-T	3.7	12.30	7-T	47.70	8
294	Jordanne Dunbar	Splitz	0	3.5	11.70	21-T	3.0	11.90	12	3.6	11.70	12-T	3.7	12.20	9	47.50	9
286	Samantha Haghighat-Joo	Omega	0	3.5	12.50	5-T	3.5	11.25	24-T	3.6	11.20	19	3.7	12.50	3-T	47.45	10
292	Amanda Neidig	Richmond	0	3.5	11.50	29-T	3.7	12.60	2-T	3.6	11.80	7-T	3.7	11.50	26	47.40	11
284	Carissa Sebelius	Okanagan	0	3.5	11.40	31	3.5	12.55	5-T	3.6	11.80	7-T	3.5	11.60	22-T	47.35	12
281	Emma Morel	Okanagan	0	3.5	12.30	10	3.5	12.90	1	3.4	9.80	39	3.7	12.10	10-T	47.10	13
268	Ashley Perry	Harbour City	0	3.5	12.50	5-T	2.9	11.80	15-T	3.6	11.00	23-T	3.7	11.60	22-T	46.90	14
293	Serena So	Richmond	0	3.5	12.70	2-T	3.1	11.85	13-T	3.4	11.30	16-T	3.7	11.00	34	46.85	15
261	Megan Jang	Flicka	0	3.5	11.60	24-T	3.5	12.20	8-T	3.7	10.80	30-T	3.7	12.00	13-T	46.60	16-T
256	Jacqueline Achtymichuk	Delta	0	3.5	12.20	11-T	2.9	11.50	20-T	3.4	11.10	20-T	3.7	11.80	19-T	46.60	16-T
291	Tianna Bobariu	Richmond	0	3.5	12.60	4	2.6	10.80	31-T	3.4	11.80	7-T	3.7	11.30	27	46.50	18
277	Chloe Scott	Nanaimo	0	3.5	11.90	16-T	3.0	11.75	17	3.6	11.70	12-T	3.7	11.10	30-T	46.45	19
296	Marina Szabo	Splitz	0	3.5	12.00	14-T	3.1	10.70	34	3.1	11.10	20-T	3.7	12.60	2	46.40	20-T
275	Maya Asselin-Debelic	Nanaimo	0	3.5	10.80	36	3.0	11.50	20-T	3.6	12.30	1-T	3.7	11.80	19-T	46.40	20-T
290	Shallon Olsen	Omega	0	3.5	12.40	7-T	3.5	10.45	38	3.6	11.10	20-T	3.7	12.10	10-T	46.05	22
265	Megan Shane	Flip City	0	3.5	11.70	21-T	3.2	10.90	27-T	2.7	11.00	23-T	3.7	12.30	7-T	45.90	23
295	Desiree McNaught	Splitz	0	3.5	11.50	29-T	3.0	11.85	13-T	3.1	10.20	35	3.7	11.80	19-T	45.35	24
259	Hayley Baker	Duncan Dyn	0	3.5	12.40	7-T	3.5	11.45	22	3.1	9.30	41	3.7	11.90	16-T	45.05	25
288	Janina Mameli	Omega	0	3.5	11.80	18-T	2.4	10.65	35	3.2	11.30	16-T	3.7	11.20	28-T	44.95	26
263	Tilyna Pawer	Flicka	0	3.5	11.60	24-T	3.4	11.25	24-T	3.2	10.40	33	3.7	11.60	22-T	44.85	27
270	Kassia Gifford	Kamloops	0	3.5	12.10	13	2.5	10.60	36	3.4	10.80	30-T	3.2	11.10	30-T	44.60	28





CPP2 Argo

#	Name / Nom	Club	City	Vault Saut 			Bars Barres 			Beam Poutre 			Floor Sol 			All Around Total	
				A	Score	Rk	A	Score	Rk	A	Score	Rk	A	Score	Rk	Score	Rank
276	Emily Mould	Nanaimo	0	3.5	10.70	37	3.0	10.90	27-T	3.6	11.30	16-T	3.7	11.60	22-T	44.50	29-T
258	Alissa Stirling	Delta	0	3.5	11.10	34-T	2.7	10.50	37	3.6	12.10	4	3.7	10.80	38	44.50	29-T
289	Chelsi McNeice	Omega	0	3.5	11.60	24-T	3.0	11.55	19	3.6	9.40	40	3.7	11.90	16-T	44.45	31
297	Shantay Keddy	Victoria	0	3.5	11.70	21-T	2.9	10.90	27-T	2.5	10.90	25-T	3.7	10.70	39-T	44.20	32
262	Julia Kylo	Flicka	0	3.5	11.90	16-T	3.5	11.20	26	3.2	9.90	38	3.7	11.10	30-T	44.10	33
260	Olivia Bass	Duncan Dyn	0	3.5	11.10	34-T	3.1	10.80	31-T	2.9	10.80	30-T	3.7	11.20	28-T	43.90	34
278	Katie Stagg	Nanaimo	0	3.5	11.20	33	3.2	10.85	30	3.6	10.90	25-T	3.7	10.90	35-T	43.85	35
255	Emily Gomes	Club Aviva	0	3.5	11.30	32	2.9	9.80	40	3.1	10.30	34	3.7	11.90	16-T	43.30	36-T
267	Delaney Frazer	Harbour City	0	3.5	11.60	24-T	2.3	10.80	31-T	3.1	10.00	37	3.7	10.90	35-T	43.30	36-T
279	Brielle Culbert	Okanagan	0	3.5	10.00	38	2.9	11.70	18	3.4	10.10	36	3.7	10.90	35-T	42.70	38-T
283	Taylor Schell	Okanagan	0	3.5	9.80	39	3.5	11.30	23	3.1	10.90	25-T	3.1	10.70	39-T	42.70	38-T
280	Makenna Dickson	Okanagan	0	3.5	9.00	40	2.7	9.40	41	3.1	10.90	25-T	3.2	11.10	30-T	40.40	40
257	Sarah Chan	Delta	0	~			2.9	10.10	39	3.1	10.90	25-T	3.4	10.70	39-T	31.70	41





CPP1 Argo

#	Name / Nom	Club	City	Vault Saut 			Bars Barres 			Beam Poutre 			Floor Sol 			All Around Total	
				A	Score	Rk	A	Score	Rk	A	Score	Rk	A	Score	Rk	Score	Rank
211	Savannah Brennan	Club Aviva	0	3.0	12.20	1	3.0	12.30	1	3.0	11.70	7	3.0	11.90	6-T	48.10	1
216	Abby Ingram	Flip City	0	3.0	10.80	25	3.0	12.00	4-T	3.0	12.10	1	3.0	12.40	1	47.30	2
217	Deandra McNaught	Flip City	0	3.0	11.10	24	3.0	11.95	6-T	3.0	11.85	4	3.0	12.05	4	46.95	3-T
213	Tianna Millns	Club Aviva	0	3.0	11.50	19-T	3.0	12.25	2	3.0	11.55	8	3.0	11.65	11	46.95	3-T
228	Candice Kerr	Omega	0	3.0	12.10	2	3.0	11.90	8	3.0	11.75	6	2.5	11.10	18	46.85	5
215	T.C. Dickinson	Flip City	0	3.0	11.70	13	3.0	12.05	3	3.0	11.15	16-T	3.0	11.90	6-T	46.80	6
223	Emaree Handley	Okanagan	0	3.0	11.35	23	3.0	11.80	9-T	2.5	11.30	14	3.0	12.25	3	46.70	7-T
236	Brook Murray	Okanagan	0	3.0	11.90	4-T	3.0	12.00	4-T	2.5	11.35	12-T	3.0	11.45	12	46.70	7-T
232	Cassidy Carter	Smithers Saltc	0	3.0	11.60	16	3.0	11.80	9-T	3.0	11.35	12-T	3.0	11.75	9-T	46.50	9
234	Kelsey Simpson	White Rock	0	3.0	11.80	10-T	2.5	11.20	14	3.0	11.45	11	3.0	12.00	5	46.45	10
212	Kristen Jewitt	Club Aviva	0	3.0	11.80	10-T	3.0	11.95	6-T	3.0	10.80	22-T	2.5	11.30	14	45.85	11-T
230	Kiara Rahmati	Omega	0	3.0	11.80	10-T	3.0	11.75	11	3.0	11.50	9-T	2.5	10.80	23	45.85	11-T
219	Rebecca Van Sickle	KATTS	0	3.0	11.65	14-T	3.0	11.65	12	2.5	11.25	15	3.0	11.25	15-T	45.80	13-T
235	Jasmine Suelzle	White Rock	0	3.0	11.50	19-T	3.0	11.35	13	3.0	11.90	3	3.0	11.05	19-T	45.80	13-T
222	Hunter Geiger	Okanagan	0	3.0	11.85	9	3.0	11.10	16	2.5	11.15	16-T	2.5	11.35	13	45.45	15
221	Hannah Butcher	Okanagan	0	3.0	11.55	17-T	2.5	10.30	19-T	2.5	10.90	21	3.0	12.30	2	45.05	16
227	Makayla Girney	Omega	0	3.0	11.90	4-T	2.5	9.95	24	3.0	11.80	5	2.5	11.25	15-T	44.90	17-T
218	Haley Motokado	KATTS	0	3.0	11.65	14-T	3.0	11.15	15	2.5	11.10	18-T	3.0	11.00	22	44.90	17-T
233	Cloe Aikema	White Rock	0	3.0	11.95	3	3.0	10.70	18	3.0	11.10	18-T	3.0	11.05	19-T	44.80	19
214	Samantha Johnson	Duncan Dyn	0	3.0	11.45	21	2.5	10.05	21-T	3.0	11.05	20	3.0	11.90	6-T	44.45	20
226	Muriel Stroda	Okanagan	0	3.0	11.40	22	2.5	9.25	25	3.0	12.00	2	3.0	11.75	9-T	44.40	21
229	Nikita May	Omega	0	3.0	11.90	4-T	3.0	10.90	17	3.0	10.80	22-T	2.5	10.75	24	44.35	22
231	Kaya Szlachetka	Omega	0	3.0	11.90	4-T	2.5	10.05	21-T	2.5	10.60	24	2.5	11.25	15-T	43.80	23
680	Madelyn Rindahl	Omega	0	3.0	11.55	17-T	2.5	10.00	23	3.0	11.50	9-T	2.5	10.50	25	43.55	24
220	Jessica Wojcik	Kerrigan	0	3.0	11.90	4-T	2.5	9.15	26	2.5	9.95	25	3.0	11.05	19-T	42.05	25
210	Melissa Rispin	Cariboo Chilc	0	3.0	9.60	26	3.0	10.30	19-T	2.0	9.80	26	2.5	9.75	26	39.45	26

CPP1 Novice

#	Name / Nom	Club	City	Vault Saut 			Bars Barres 			Beam Poutre 			Floor Sol 			All Around Total	
				A	Score	Rk	A	Score	Rk	A	Score	Rk	A	Score	Rk	Score	Rank
242	Megan Clapham	White Rock	0	3.0	12.000	1	3.0	11.750	1	2.5	10.650	2	3.0	11.500	1	45.900	1
240	Emma Castelein	Glacier	0	3.0	9.900	2	3.0	11.250	2	3.0	11.500	1	2.5	10.600	2	43.250	2
241	Leanne Kalmikoff	Glacier	0	~			2.5	10.000	3	~			~			10.000	3

CPP1 Tyro





#	Name / Nom	Club	City	Vault Saut 			Bars Barres 			Beam Poutre 			Floor Sol 			All Around Total	
				A	Score	Rk	A	Score	Rk	A	Score	Rk	A	Score	Rk	Score	Rank
251	Madeleine Freedman	Flip City	0	3.0	11.600	2	3.0	11.650	1	3.0	11.350	1	3.0	11.600	1	46.200	1
253	Michelle Cooper	Kerrigan	0	3.0	11.800	1	3.0	11.400	2	3.0	10.250	4	2.5	10.500	4	43.950	2
252	Yelenna Landry	KATTS	0	3.0	11.300	4	3.0	10.950	3	2.5	10.500	3	3.0	10.900	2-T	43.650	3
250	Daniella Letourneau	Club Aviva	0	3.0	11.350	3	2.5	9.650	4	2.5	11.200	2	2.5	10.900	2-T	43.100	4

Twisters Invitational 2008 WAG
Courtesy of Gym-Score-Depot.ca

Session 2 - Thursday Afternoon

Twisters Gymnastics Club ~ Abbotsford, BC ~ Thursday

KIP2 9-12 Yrs





#	Name / Nom	Club	City	Vault Saut 			Bars Barres 			Beam Poutre 			Floor Sol 			All Around Total	
				A	Score	Rk	A	Score	Rk	A	Score	Rk	A	Score	Rk	Score	Rank
124	Krista Henshaw	Flicka	0	2.5	12.050	1	2.5	12.150	1	2.5	12.150	1	2.5	11.800	1	48.150	1
129	Kelsey Shellard	Flicka	0	2.5	11.780	2	2.5	11.730	3	2.5	11.900	2	2.5	11.550	4-T	46.960	2
123	Brianna Henshaw	Flicka	0	2.5	11.600	3-T	2.5	12.050	2	2.5	11.730	6	2.5	11.400	7-T	46.780	3
125	Emily Hirst	Flicka	0	2.5	11.500	5	2.5	11.450	5	2.5	11.800	5	2.5	11.550	4-T	46.300	4
136	Carissa Williams	Twisters	0	2.5	11.450	6	2.5	11.200	6	2.5	11.880	3-T	2.5	11.650	2-T	46.180	5
134	Silvana Unipan	Twisters	0	2.5	11.600	3-T	2.5	11.130	7	2.0	10.600	10	2.5	11.650	2-T	44.980	6
135	Britney Vandenbrink	Twisters	0	1.5	10.500	9	2.5	11.000	9	2.5	11.550	7	2.5	11.500	6	44.550	7
114	Jessica Westeringh	Twisters	0	1.5	10.330	10	2.5	11.050	8	2.5	11.880	3-T	2.0	11.100	10	44.360	8
132	Kaitlyn Dyck	Twisters	0	1.5	10.680	7	2.5	11.680	4	1.5	10.250	11	2.5	11.400	7-T	44.010	9
109	Luisa Ardelean	Twisters	0	1.5	10.550	8	2.5	10.900	10	2.0	11.050	9	2.5	11.150	9	43.650	10
683	Allissa Tubbs	Twisters	0	1.5	10.300	11				2.0	11.250	8	2.0	10.750	11	32.300	11

Twisters Invitational 2008 WAG
Courtesy of Gym-Score-Depot.ca

Session 2 - Thursday Afternoon

Twisters Gymnastics Club ~ Abbotsford, BC ~ Thursday March

KIP2 6 - 8 yrs

#	Name / Nom	Club	City	Vault Saut 			Bars Barres 			Beam Poutre 			Floor Sol 			All Around Total	
				A	Score	Rk	A	Score	Rk	A	Score	Rk	A	Score	Rk	Score	Rank
122	Emily Chow	Flicka	0	2.5	11.800	1	2.5	11.700	2	2.5	12.000	1	2.5	11.600	2-T	47.100	1
131	Maxine Yee	Flicka	0	2.5	11.550	2-T	2.5	11.380	5	2.5	11.800	3	2.5	11.600	2-T	46.330	2
133	Jessica Gibson	Twisters	0	2.5	11.250	10	2.5	11.050	7	2.5	11.850	2	2.5	11.650	1	45.800	3
126	Kendra Kerr	Flicka	0	2.5	11.530	5	2.5	11.680	3	2.5	10.950	8	2.5	10.900	10-T	45.060	4
120	Sylvi Booth	Flicka	0	2.5	11.550	2-T	2.5	11.480	4	2.0	10.550	13	2.5	11.050	7-T	44.630	5
127	Georgia Klebe-McCulloch	Flicka	0	2.5	11.550	2-T	2.5	11.830	1	2.0	10.930	9	2.0	10.300	15	44.610	6
128	Josephine McCordic	Flicka	0	2.5	11.350	8-T	2.5	10.980	8	2.0	11.000	7	2.5	11.100	6	44.430	7
737	Anna Gosney	Flicka	0	2.5	11.480	6	2.5	11.330	6	1.5	10.830	10	2.0	10.500	13	44.140	8
121	Alina Chow	Flicka	0	2.5	11.450	7	2.5	10.830	9	1.5	10.400	15	2.5	11.000	9	43.680	9
685	Vivian Johnson	Twisters	0	1.5	10.550	12	2.5	10.350	10	2.0	11.180	5	2.0	10.900	10-T	42.980	10
110	Sydney Dyck	Twisters	0	2.5	11.350	8-T	2.0	9.880	12	1.5	9.900	16	2.5	10.800	12	41.930	11
111	Miriam Mann	Twisters	0	1.5	10.250	14	1.5	9.280	14	2.0	11.100	6	2.0	11.050	7-T	41.680	12
130	Grace Wigmore	Flicka	0	1.5	10.700	11	2.0	9.000	15	2.0	10.450	14	2.0	10.450	14	40.600	13
113	Alida Swanson	Twisters	0	~			2.5	10.000	11	2.0	10.700	11	2.5	11.450	5	32.150	14
112	Robyn Nakano	Twisters	0	~			2.0	9.730	13	2.0	10.630	12	2.5	11.500	4	31.860	15
684	Jennifer Enns	Twisters	0	1.5	10.530	13	~			2.0	11.200	4	~			21.730	16





Twisters Invitational 2008 WAG

Courtesy of Gym-Score-Depot.ca

Twisters Gymnastics Club ~ Abbotsford, BC ~ Thursday March

Session 2 - Thursday Afternoon

KIP1

#	Name / Nom	Club	City / Ville	Vault Saut	Bars Barres	Beam Poutre	Floor Sol	All Around Total Award
								
				Award	Award	Award	Award	
100	Veronica Asi-Porras	Flicka	0	Gold	Gold	Gold	Gold	Gold
101	Lauren Henshaw	Flicka	0	Gold	Gold	Gold	Gold	Gold
103	Lelia Kostuik	Flicka	0	Gold	Gold	Gold	Gold	Gold
104	Ashley Ohsieger	Flicka	0	Gold	Gold	Gold	Gold	Gold
105	Sophia Ogburn	Flicka	0	Gold	Gold	Gold	Gold	Gold
106	Madalyn Schraeder	Flicka	0	Gold	Gold	Gold	Gold	Gold
107	Natalie Thornley-Hall	Flicka	0	Gold	Gold	Gold	Gold	Gold
108	Eve Wigmore	Flicka	0	Gold	~	Gold	Gold	Gold
115	Sae Kowalewski	Flicka	0	Gold	Gold	Gold	Gold	Gold
116	Cynthia Kamali	Flicka	0	Gold	~	Gold	Gold	Gold