




Twisters Invitational 2009

Women's Artistic Gymnastics

Session 4 – Fri Afternoon: Panel A CPP3 Tyro & Argo

Twisters Gymnastics Club ~ Abbotsford, British Columbia ~ March 12 - Category:

CPP3 TYRO

ID #	Gymnast's Name	Club Name	City	Year Born	Vault Saut 			Bars Barres 			Beam Poutre 			Floor Sol			All Around Note Total		
					D	Score	Rk	D	Score	Rk	D	Score	Rk	D	Score	Rk	D	Score	Rk
462	Alissa Stirling	DELTA	0	1998	3.2	11.500	22-T	3.8	12.150	2	3.8	12.650	1-T	3.7	12.650	2	14.5	48.950	1
485	Kisha Gatchalian	SPLITZ	0	1997	3.2	12.200	2-T	3.2	11.600	4-T	3.9	12.500	3	3.8	12.600	3-T	14.1	48.900	2
471	Krista Henshaw	FLICKA	0	1998	3.2	12.200	2-T	3.4	11.100	14-T	4.1	12.650	1-T	4.1	12.700	1	14.8	48.650	3
482	Alicia Wong	PHOENIX	0	1997	4.0	12.800	1	3.5	11.500	6-T	3.4	11.750	9	4.0	12.350	7-T	14.9	48.400	4
479	Brianne Kerr	LIONS PRIDE	0	1997	3.2	11.900	10-T	3.9	12.300	1	3.8	11.500	10	3.7	12.150	12-T	14.6	47.850	5
476	Abbie Bouchier-Will	GLACIER	0	1997	3.2	11.800	12-T	3.2	11.300	8	3.7	12.350	4	3.3	12.100	15-T	13.4	47.550	6
487	Salena Kropp	SURREY	0	1998	3.2	12.100	6-T	2.9	10.700	20-T	3.5	12.300	5	3.3	12.250	10-T	12.9	47.350	7
469	Jenna Slomowitz	FLICKA	0	1998	3.2	11.400	24	3.2	11.250	9-T	3.9	12.100	6	4.1	12.250	10-T	14.4	47.000	8
480	Mikaela Frame	PHOENIX	0	1997	3.2	11.600	20-T	3.3	11.600	4-T	3.2	11.300	11-T	3.6	12.100	15-T	13.3	46.600	9
473	Megan Jang	FLICKA	0	1998	3.6	11.700	17-T	3.0	11.000	16-T	3.5	11.800	8	3.9	12.000	18	14.0	46.500	10
474	Chiara Bertolini	FLIP CITY	0	1997	3.6	11.800	12-T	3.6	11.950	3	3.5	10.850	15	3.8	11.700	20-T	14.5	46.300	11
477	Annie Plant	GLACIER	0	1997	3.2	11.800	12-T	3.0	11.250	9-T	3.4	12.050	7	2.4	11.150	24	12.0	46.250	12
460	Ariana Gomes	AVIVA	0	1997	4.0	12.200	2-T	3.0	11.200	13	3.2	10.100	21-T	3.8	12.550	5	14.0	46.050	13
461	Maria Starko	DELTA	0	1997	3.2	11.300	25-T	2.7	11.250	9-T	3.6	11.300	11-T	3.9	12.050	17	13.4	45.900	14
470	Jirina Sandall	FLICKA	0	1997	3.6	12.200	2-T	3.1	11.000	16-T	3.5	10.500	17	3.6	12.150	12-T	13.8	45.850	15
488	Haley Allen	SMITHERS	0	1997	3.2	12.100	6-T	3.4	11.250	9-T	2.5	10.100	21-T	3.8	12.150	12-T	12.9	45.600	16
466	Chelsea Bush	FLICKA	0	1997	3.2	11.900	10-T	2.8	10.600	22	3.4	11.250	13	3.1	11.550	22	12.5	45.300	17
475	Alyssa Kowbel	FLIP CITY	0	1998	3.4	11.800	12-T	3.8	10.850	19	3.2	10.200	19	3.9	12.350	7-T	14.3	45.200	18
472	Lauren Lee	FLICKA	0		3.2	11.600	20-T	3.1	11.100	14-T	3.6	10.750	16	3.7	11.700	20-T	13.6	45.150	19
478	Avery Valerio	HARBOUR CITY	0	1997	3.2	12.100	6-T	2.8	9.900	25	3.2	11.200	14	3.8	11.800	19	13.0	45.000	20
463	Hayley Baker	DUNCAN	0	1998	4.0	11.700	17-T	3.2	10.450	23-T	3.0	10.150	20	4.0	12.600	3-T	14.2	44.900	21
464	Brianna Henshaw	FLICKA	0	1998	3.2	12.000	9	3.0	10.700	20-T	4.0	9.600	24	3.9	12.350	7-T	14.1	44.650	22
484	Ali Smaha-Muir	SMITHERS	0	1997	3.4	11.300	25-T	2.6	9.500	26	3.4	10.400	18	4.0	12.400	6	13.4	43.600	23
465	Cassy Lambert	FLICKA	0	1997	3.2	11.800	12-T	3.0	11.500	6-T	3.1	9.550	25	2.9	10.750	25	12.2	43.600	23
468	Geneva Frampton	FLICKA	0	1997	3.2	11.700	17-T	3.1	10.900	18	2.9	9.050	26	3.4	11.500	23	12.6	43.150	25
490	Taylor Johnson	SMITHERS	0	1997	3.2	11.500	22-T	2.9	10.450	23-T	3.0	9.900	23	3.2	10.250	26	12.3	42.100	26