










Twisters Invitational 2010

Men's Artistic Gymnastics

Twisters Gymnastics Club ~ Abbotsford, British Columbia ~ March 19-21, 2010

4: Sat 12:30 pm - HP Argo & Tyro,

HP Argo Men

Gymnast's Name	Club	City	YOB (Age)	Floor Sol 			Pom. H. Arçons 			Rings Anneaux 			Vault Saut 			Par. Bars Barres p 			Hor. Bar Barre f 			All Around Total 		
				D	Score	Rk	D	Score	Rk	D	Score	Rk	D	Score	Rk	D	Score	Rk	D	Score	Rk	D	Score	Rk
647 Colin Schuler Ram	Kerrigan	0	1998 (12)	15.0	14.400	2-T	15.0	14.450	1	15.0	13.900	3-T	15.0	13.700	2	15.0	13.950	2	14.5	14.100	3	89.5	84.500	1
703 Nicolas Garfias	Twisters	0	1997 (13)	15.0	14.700	1	15.0	11.350	13	15.0	14.200	2	15.0	13.650	3-T	15.0	14.100	1	15.0	14.350	1	90.0	82.350	2
675 Alexandre Bratty	Phoenix	0	1998 (12)	15.0	14.200	4	15.0	13.800	3	15.0	14.500	1	15.0	13.650	3-T	13.2	11.850	12-T	15.0	14.200	2	88.2	82.200	3
678 Nicolas Bourne	RGA	0	1998 (12)	15.0	14.400	2-T	14.5	11.000	14	14.5	13.450	5	15.0	13.450	10-T	14.5	13.400	4	15.0	13.400	4	88.5	79.100	4
612 Arman Sadhra	Delta	0	1997 (13)	15.0	13.300	7-T	15.0	12.850	6-T	15.0	12.850	7	15.0	13.550	8	13.2	11.650	14-T	15.0	12.950	5	88.2	77.150	5
680 Alex Cookney	RGA	0	1997 (13)	15.0	13.800	5	15.0	14.400	2	15.0	13.900	3-T	15.0	13.500	9	15.0	13.700	3	12.0	7.300	17-T	87.0	76.600	6
689 Nicolas Apostol	Surrey	0	1999 (11)	15.0	13.300	7-T	14.0	13.300	4	14.0	12.700	9	14.5	13.650	3-T	14.0	12.850	6	14.0	10.050	12	85.5	75.850	7
701 Francois Barnard	Twisters	0	1999 (11)	14.0	12.850	11	14.0	11.750	10	11.5	10.350	15-T	14.5	13.650	3-T	13.3	12.400	7	14.0	12.550	6	81.3	73.550	8
670 Kolten Marino	OGC	0	1999 (11)	14.0	13.100	10	14.0	11.550	11-T	14.0	12.750	8	14.5	13.450	10-T	13.3	11.650	14-T	14.0	10.750	11	83.8	73.250	9
706 Jack Legresley	Twisters	0	1997 (13)	15.0	13.200	9	15.0	10.350	16	15.0	12.400	12	15.0	12.650	20	15.0	12.150	8	15.0	12.300	7	90.0	73.050	10
649 Addyson Cheladyn	Kerrigan	0	2000 (10)	14.5	12.350	16	14.0	13.100	5	11.5	10.350	15-T	14.0	13.050	17	14.0	11.900	10-T	14.0	12.050	8	82.0	72.800	11
707 Andrew Schmidt	Twisters	0	1997 (13)	15.0	12.500	13-T	15.0	9.600	19	15.0	13.400	6	15.0	13.850	1	15.0	13.100	5	13.5	10.000	13	88.5	72.450	12
648 Brian Fong	Kerrigan	0	1998 (12)	14.5	12.650	12	14.5	11.550	11-T	15.0	12.100	13-T	14.5	13.100	16	13.8	11.900	10-T	14.5	9.900	14	86.8	71.200	13
702 Dawson Friesen	Twisters	0	1999 (11)	14.0	12.250	17	14.0	12.300	9	11.5	9.900	18	14.5	13.600	7	12.6	10.950	16	14.0	10.950	10	80.6	69.950	14
705 Cohen Kiers	Twisters	0	1999 (11)	13.2	10.550	20	14.0	10.650	15	11.5	9.250	19-T	14.5	13.400	12	14.0	12.100	9	14.0	11.550	9	81.2	67.500	15
704 Ageyapal Gill	Twisters	0	1999 (11)	14.0	12.450	15	14.0	10.250	17	11.5	10.150	17	14.5	13.250	13	11.8	10.100	17	14.0	9.300	16	79.8	65.500	16
656 Cameron Jarvis	Langley	0	1999 (11)	14.0	12.500	13-T	14.0	9.450	20	11.5	9.250	19-T	14.0	13.200	14-T	11.8	9.550	18	11.8	9.750	15	77.1	63.700	17-T
679 Chris Kaji	RGA	0	2000 (10)	14.5	13.450	6	14.0	12.850	6-T	14.0	12.600	10	14.0	12.950	18	13.3	11.850	12-T	~	0.000		69.8	63.700	17-T
610 Callum Stiltberg	Delta	0	1999 (11)	13.5	11.400	19	14.0	9.650	18	14.0	12.550	11	14.0	13.200	14-T	11.9	9.100	19	9.7	7.300	17-T	77.1	63.200	19
611 Mason Web	Delta	0	1999 (11)	14.0	11.800	18	14.0	12.700	8	14.0	12.100	13-T	14.0	12.900	19	~			~	0.000		56.0	49.500	20